

To : dean of college of medicine  
Head of CME department  
RE: Students feedback

The attached files are details of 5<sup>th</sup> year medical students- pediatric group 2022-2023 , student's feedback after they finished all theory lectures.

The feedback survey had been regulated by pediatric department using monkey survey program, send to students online , it was 8 questions with five answers:

1-Lecturer related: To what extent was the lecturer knowledgeable, organized, and effective during the presentation?

2-Lecturer related : To what extent did the lecturer clarify and focus on the stated objectives?

3-Teaching method related: To what extent were the speaker's teaching methods and aids appropriate and effective?

4-Presentation related : To what extent were the the lecture slides and presentation aids appropriate and effective?

5-Contribution: Rate the students contribution and participation of the session ?

6-Time : Rate the time distribution regarding lectures?

7-Rate your overall degree of satisfaction with this session?

8-Any note:

Answers

1 = Poor

2 = Fair

3 = Good

4 = Excellent

5 = No answer

Note : the feed back had been delivered to all for future improvement



Assistant professor of pediatric

Azad A. Haleem

17-09-2022



# Survey Results

All Pages ▾

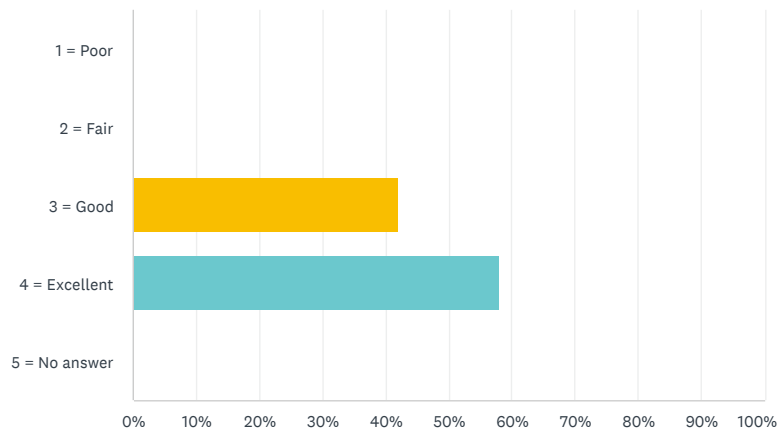
## Dr. Azad

Q1



Lecture related: To what extent was the lecturer knowledgeable, organized, and effective during the presentation?

Answered: 19 Skipped: 0



ANSWER CHOICES	RESPONSES
1 = Poor	0.00% 0
2 = Fair	0.00% 0
3 = Good	42.11% 8
4 = Excellent	57.89% 11
5 = No answer	0.00% 0
<b>TOTAL</b>	<b>19</b>

Q2

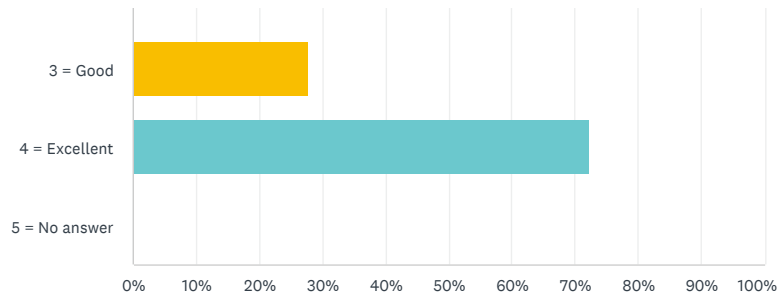


Lecture related : To what extent did the lecturer clarify and focus on the stated objectives?

Answered: 18 Skipped: 1

1 = Poor

2 = Fair



ANSWER CHOICES	RESPONSES
1 = Poor	0.00% 0
2 = Fair	0.00% 0
3 = Good	27.78% 5
4 = Excellent	72.22% 13
5 = No answer	0.00% 0

Share Link

<https://www.surveymonkey.com/re:>

COPY

Share

Tweet

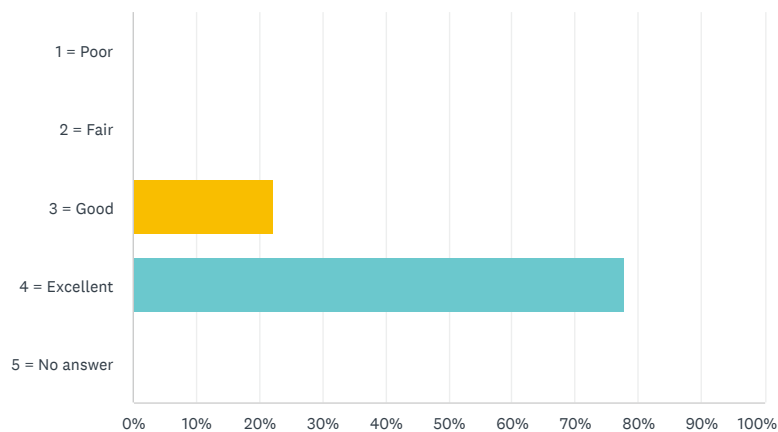
Share

19 responses

Q3

Teaching method related: To what extent were the speaker's teaching methods and aids appropriate and effective?

Answered: 18 Skipped: 1



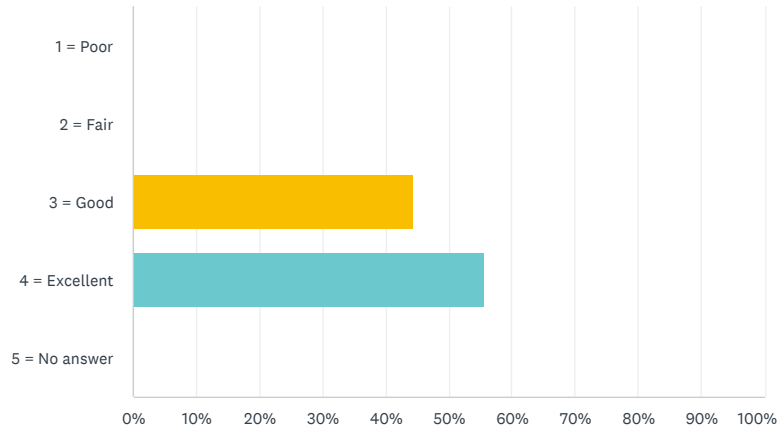
ANSWER CHOICES	RESPONSES
1 = Poor	0.00% 0
2 = Fair	0.00% 0
3 = Good	22.22% 4
4 = Excellent	77.78% 14
5 = No answer	0.00% 0
<b>TOTAL</b>	<b>18</b>

Q4



Presentation related : To what extent were the the lecture slides and presentation aids appropriate and effective?

Answered: 18 Skipped: 1



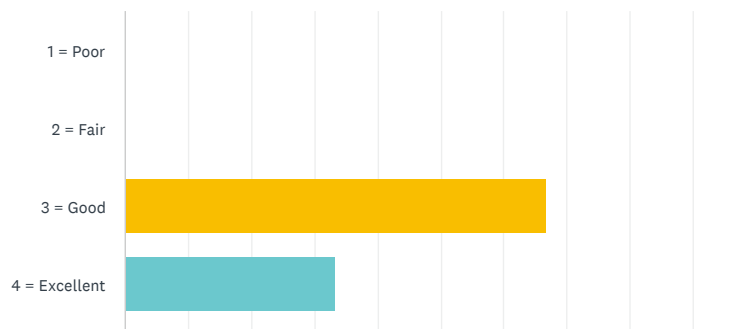
ANSWER CHOICES	RESPONSES	
1 = Poor	0.00%	0
2 = Fair	0.00%	0
3 = Good	44.44%	8
4 = Excellent	55.56%	10
5 = No answer	0.00%	0
<b>TOTAL</b>		<b>18</b>

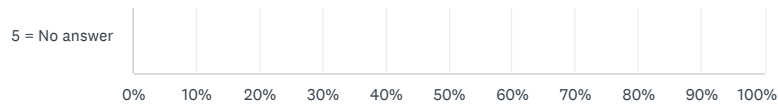
Q5



Contribution: Rate the students contribution and participation of the session ?

Answered: 18 Skipped: 1





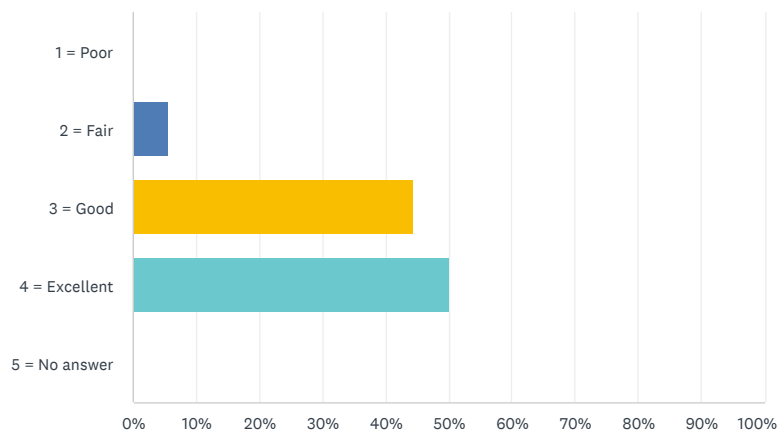
ANSWER CHOICES	RESPONSES
1 = Poor	0.00% 0
2 = Fair	0.00% 0
3 = Good	66.67% 12
4 = Excellent	33.33% 6
5 = No answer	0.00% 0
<b>TOTAL</b>	<b>18</b>

Q6



Time : Rate the time distribution regarding lectures?

Answered: 18 Skipped: 1



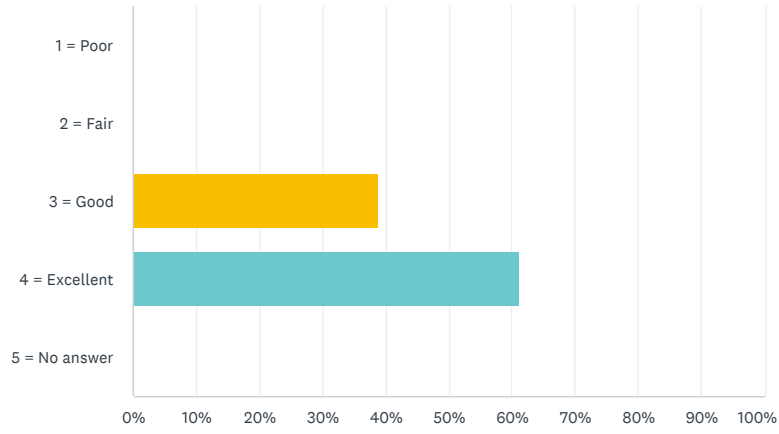
ANSWER CHOICES	RESPONSES
1 = Poor	0.00% 0
2 = Fair	5.56% 1
3 = Good	44.44% 8
4 = Excellent	50.00% 9
5 = No answer	0.00% 0
<b>TOTAL</b>	<b>18</b>

Q7



Rate your overall degree of satisfaction with this session?

Answered: 18 Skipped: 1



ANSWER CHOICES	RESPONSES	
1 = Poor	0.00%	0
2 = Fair	0.00%	0
3 = Good	38.89%	7
4 = Excellent	61.11%	11
5 = No answer	0.00%	0
<b>TOTAL</b>		<b>18</b>

Q8



Any comments

Answered: 18 Skipped: 1

Powered by  SurveyMonkey®

Check out our [sample surveys](#) and [create your own now!](#)



## Survey Results

All Pages ▾

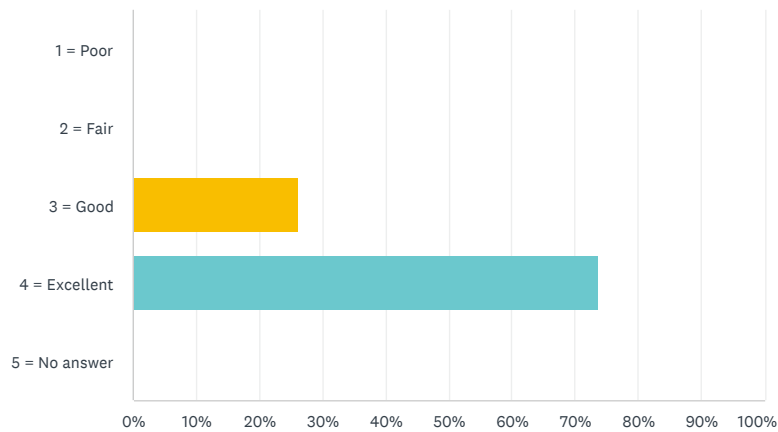
# Dr.Khalaf

Q1



Lecture related: To what extent was the lecturer knowledgeable, organized, and effective during the presentation?

Answered: 19 Skipped: 0



ANSWER CHOICES	RESPONSES	
1 = Poor	0.00%	0
2 = Fair	0.00%	0
3 = Good	26.32%	5
4 = Excellent	73.68%	14
5 = No answer	0.00%	0
<b>TOTAL</b>		<b>19</b>

Q2

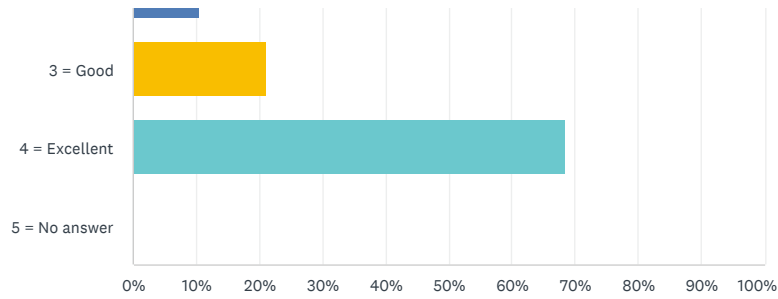


Lecture related : To what extent did the lecturer clarify and focus on the stated objectives?

Answered: 19 Skipped: 0







ANSWER CHOICES	RESPONSES	
1 = Poor	0.00%	0
2 = Fair	10.53%	2
3 = Good	21.05%	4
4 = Excellent	68.42%	13
5 = No answer	0.00%	0

Share Link

<https://www.surveymonkey.com/re:>

COPY

Share

Tweet

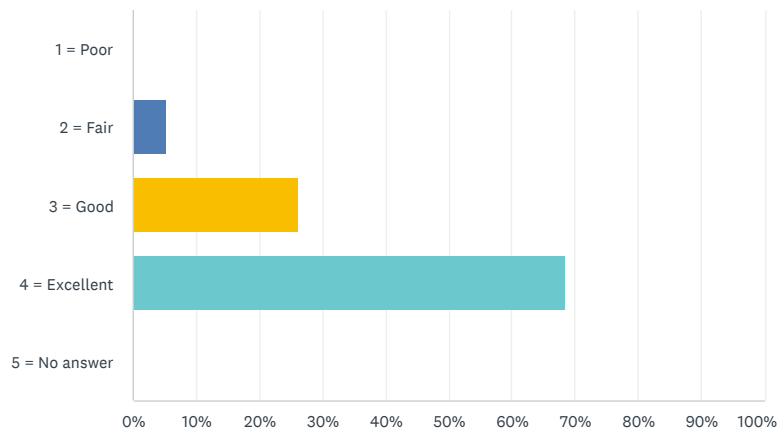
Share

19 responses

Q3

Teaching method related: To what extent were the speaker's teaching methods and aids appropriate and effective?

Answered: 19 Skipped: 0



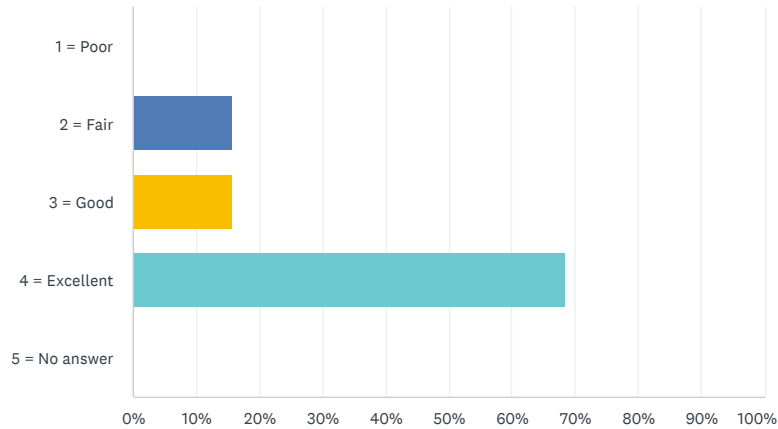
ANSWER CHOICES	RESPONSES	
1 = Poor	0.00%	0
2 = Fair	5.26%	1
3 = Good	26.32%	5
4 = Excellent	68.42%	13
5 = No answer	0.00%	0
<b>TOTAL</b>		<b>19</b>

Q4



Presentation related : To what extent were the the lecture slides and presentation aids appropriate and effective?

Answered: 19 Skipped: 0



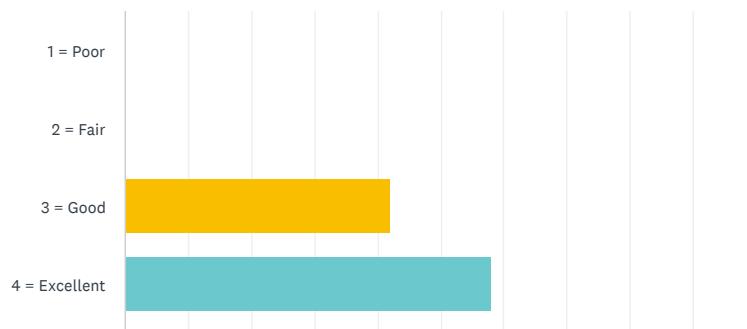
ANSWER CHOICES	RESPONSES	
1 = Poor	0.00%	0
2 = Fair	15.79%	3
3 = Good	15.79%	3
4 = Excellent	68.42%	13
5 = No answer	0.00%	0
<b>TOTAL</b>		<b>19</b>

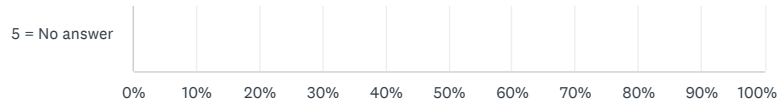
Q5



Contribution: Rate the students contribution and participation of the session ?

Answered: 19 Skipped: 0





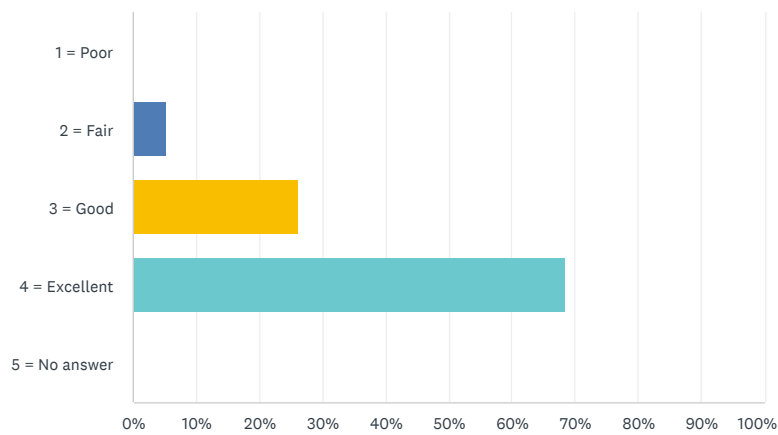
ANSWER CHOICES	RESPONSES
1 = Poor	0.00% 0
2 = Fair	0.00% 0
3 = Good	42.11% 8
4 = Excellent	57.89% 11
5 = No answer	0.00% 0
<b>TOTAL</b>	<b>19</b>

Q6



Time : Rate the time distribution regarding lectures?

Answered: 19 Skipped: 0



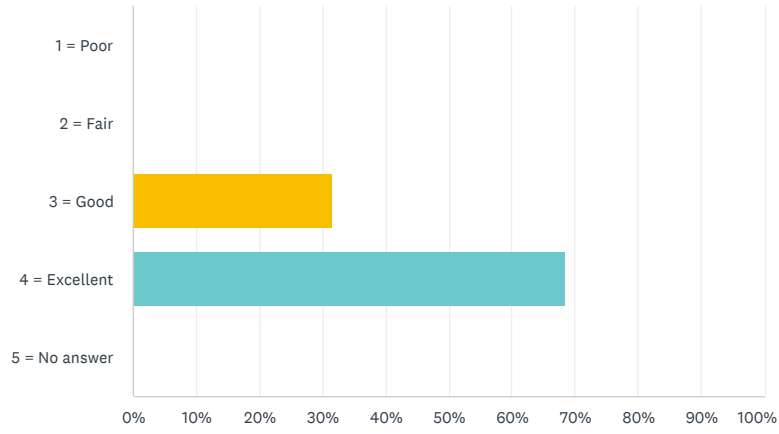
ANSWER CHOICES	RESPONSES
1 = Poor	0.00% 0
2 = Fair	5.26% 1
3 = Good	26.32% 5
4 = Excellent	68.42% 13
5 = No answer	0.00% 0
<b>TOTAL</b>	<b>19</b>

Q7



Rate your overall degree of satisfaction with this session?

Answered: 19 Skipped: 0



ANSWER CHOICES	RESPONSES	
1 = Poor	0.00%	0
2 = Fair	0.00%	0
3 = Good	31.58%	6
4 = Excellent	68.42%	13
5 = No answer	0.00%	0
<b>TOTAL</b>		<b>19</b>

Q8



## Any comments

Answered: 19 Skipped: 0

Powered by  SurveyMonkey

Check out our [sample surveys](#) and [create your own now!](#)



## Survey Results

All Pages ▾

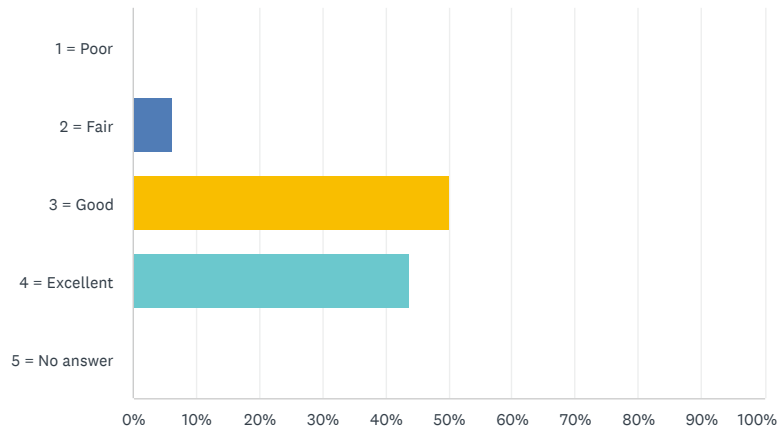
# Dr.Salah

Q1



Lecture related: To what extent was the lecturer knowledgeable, organized, and effective during the presentation?

Answered: 16 Skipped: 0



ANSWER CHOICES	RESPONSES	
1 = Poor	0.00%	0
2 = Fair	6.25%	1
3 = Good	50.00%	8
4 = Excellent	43.75%	7
5 = No answer	0.00%	0
<b>TOTAL</b>		<b>16</b>

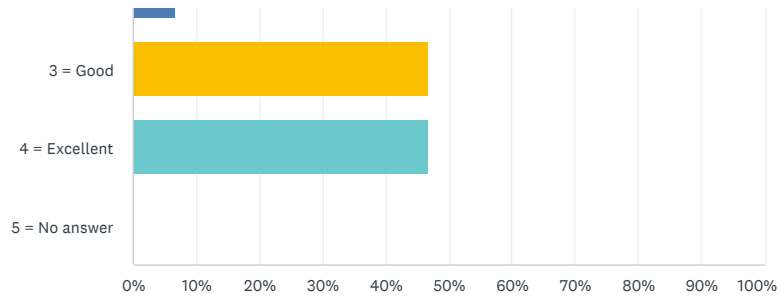
Q2



Lecture related : To what extent did the lecturer clarify and focus on the stated objectives?

Answered: 15 Skipped: 1





Share Link

<https://www.surveymonkey.com/re:>

COPY

Share

Tweet

Share

16 responses

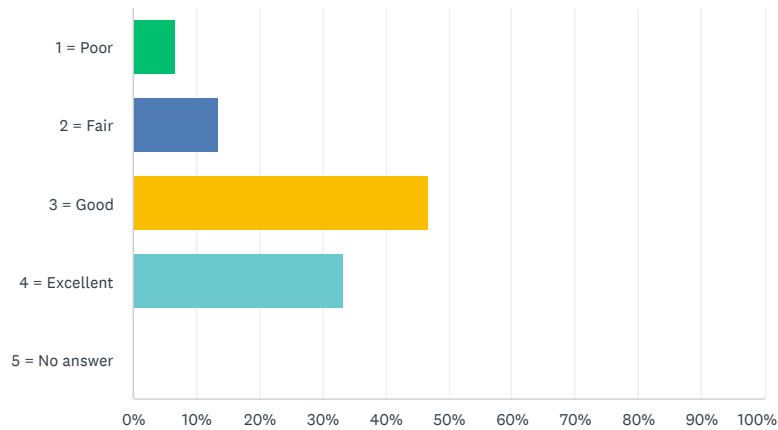
ANSWER CHOICES	RESPONSES
1 = Poor	0.00% 0
2 = Fair	6.67% 1
3 = Good	46.67% 7
4 = Excellent	46.67% 7
5 = No answer	0.00% 0
<b>TOTAL</b>	<b>15</b>

Q3



Teaching method related: To what extent were the speaker's teaching methods and aids appropriate and effective?

Answered: 15 Skipped: 1



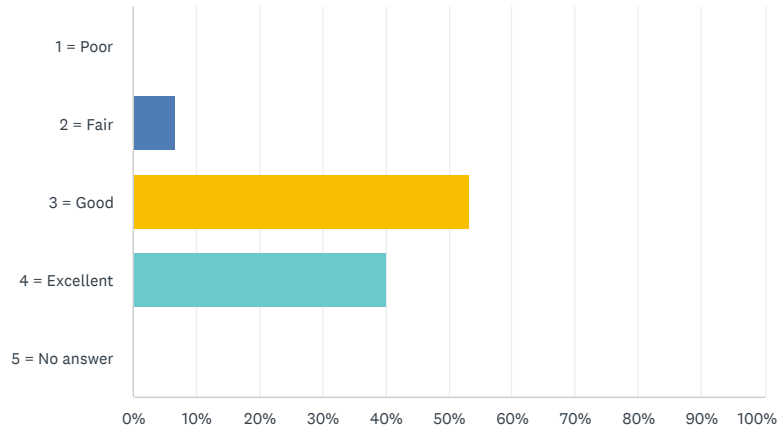
ANSWER CHOICES	RESPONSES
1 = Poor	6.67% 1
2 = Fair	13.33% 2
3 = Good	46.67% 7
4 = Excellent	33.33% 5
5 = No answer	0.00% 0
<b>TOTAL</b>	<b>15</b>

Q4



Presentation related : To what extent were the the lecture slides and presentation aids appropriate and effective?

Answered: 15 Skipped: 1



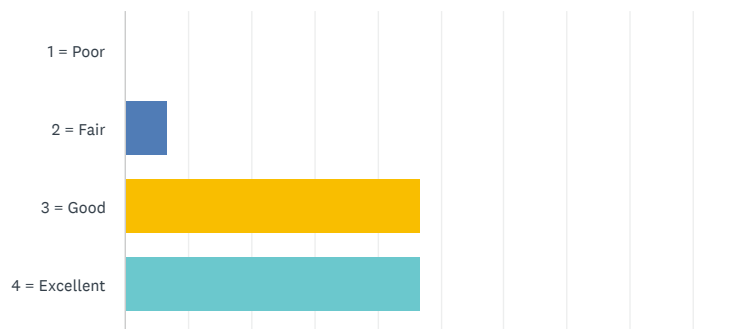
ANSWER CHOICES	RESPONSES	
1 = Poor	0.00%	0
2 = Fair	6.67%	1
3 = Good	53.33%	8
4 = Excellent	40.00%	6
5 = No answer	0.00%	0
<b>TOTAL</b>		<b>15</b>

Q5

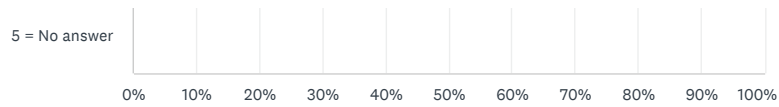


Contribution: Rate the students contribution and participation of the session ?

Answered: 15 Skipped: 1







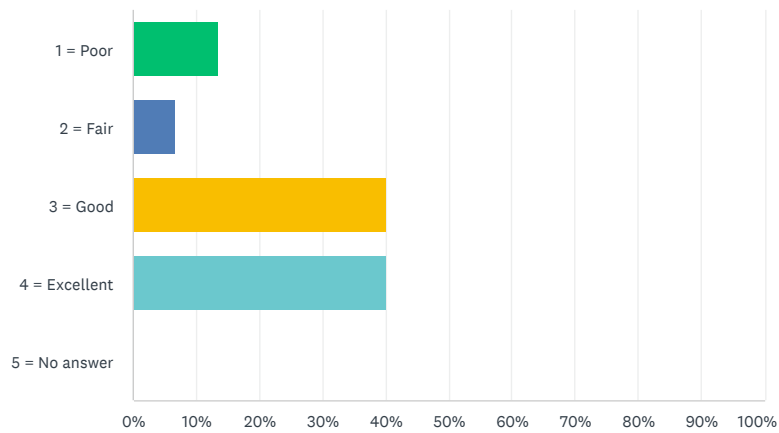
ANSWER CHOICES	RESPONSES
1 = Poor	0.00% 0
2 = Fair	6.67% 1
3 = Good	46.67% 7
4 = Excellent	46.67% 7
5 = No answer	0.00% 0
<b>TOTAL</b>	<b>15</b>

Q6



Time : Rate the time distribution regarding lectures?

Answered: 15 Skipped: 1



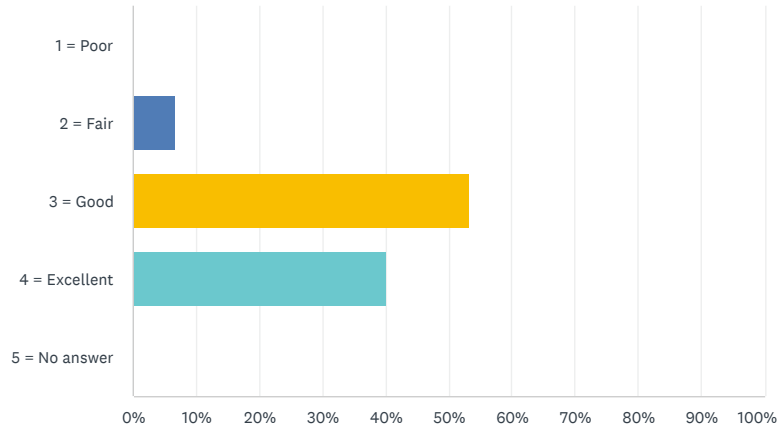
ANSWER CHOICES	RESPONSES
1 = Poor	13.33% 2
2 = Fair	6.67% 1
3 = Good	40.00% 6
4 = Excellent	40.00% 6
5 = No answer	0.00% 0
<b>TOTAL</b>	<b>15</b>

Q7



Rate your overall degree of satisfaction with this session?

Answered: 15 Skipped: 1



ANSWER CHOICES	RESPONSES	
1 = Poor	0.00%	0
2 = Fair	6.67%	1
3 = Good	53.33%	8
4 = Excellent	40.00%	6
5 = No answer	0.00%	0
<b>TOTAL</b>		<b>15</b>

Q8



Any comments

Answered: 15 Skipped: 1

Powered by  SurveyMonkey®

Check out our [sample surveys](#) and [create your own now!](#)



# Survey Results

All Pages ▾

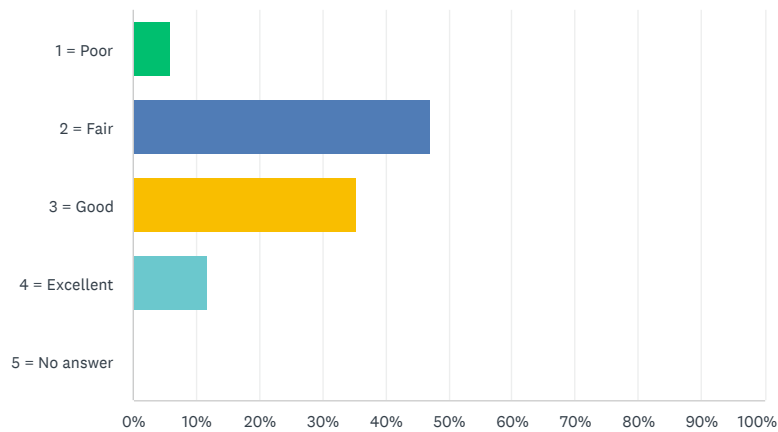
## Dr.Kamal

Q1



Lecture related: To what extent was the lecturer knowledgeable, organized, and effective during the presentation?

Answered: 17 Skipped: 0



ANSWER CHOICES	RESPONSES
1 = Poor	5.88% 1
2 = Fair	47.06% 8
3 = Good	35.29% 6
4 = Excellent	11.76% 2
5 = No answer	0.00% 0
<b>TOTAL</b>	<b>17</b>

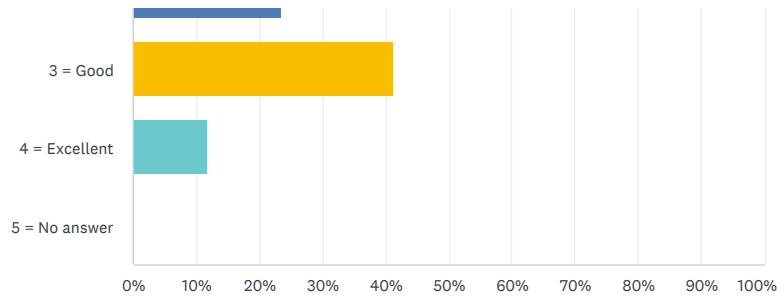
Q2



Lecture related : To what extent did the lecturer clarify and focus on the stated objectives?

Answered: 17 Skipped: 0





ANSWER CHOICES

RESPONSES

Share Link

<https://www.surveymonkey.com/re:>

COPY

Share

Tweet

Share

17 responses

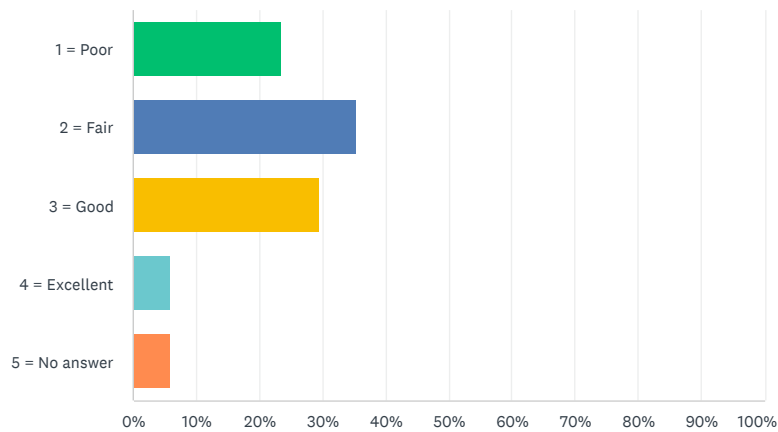
3 = Good	41.18%	7
4 = Excellent	11.76%	2
5 = No answer	0.00%	0
<b>TOTAL</b>		<b>17</b>

Q3



Teaching method related: To what extent were the speaker's teaching methods and aids appropriate and effective?

Answered: 17 Skipped: 0



ANSWER CHOICES

RESPONSES

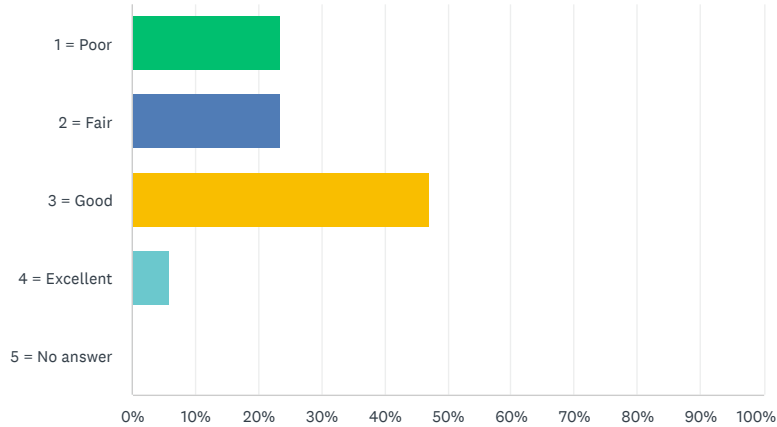
1 = Poor	23.53%	4
2 = Fair	35.29%	6
3 = Good	29.41%	5
4 = Excellent	5.88%	1
5 = No answer	5.88%	1
<b>TOTAL</b>		<b>17</b>

Q4



Presentation related : To what extent were the the lecture slides and presentation aids appropriate and effective?

Answered: 17 Skipped: 0



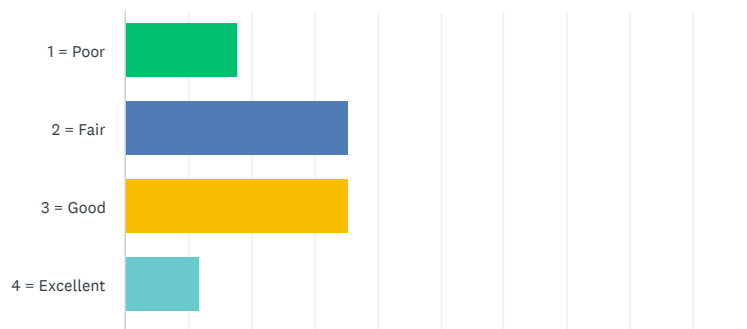
ANSWER CHOICES	RESPONSES	
1 = Poor	23.53%	4
2 = Fair	23.53%	4
3 = Good	47.06%	8
4 = Excellent	5.88%	1
5 = No answer	0.00%	0
<b>TOTAL</b>		<b>17</b>

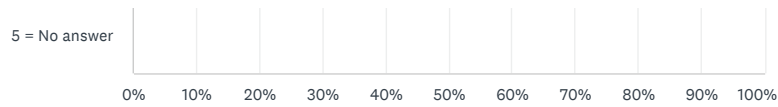
Q5



Contribution: Rate the students contribution and participation of the session ?

Answered: 17 Skipped: 0





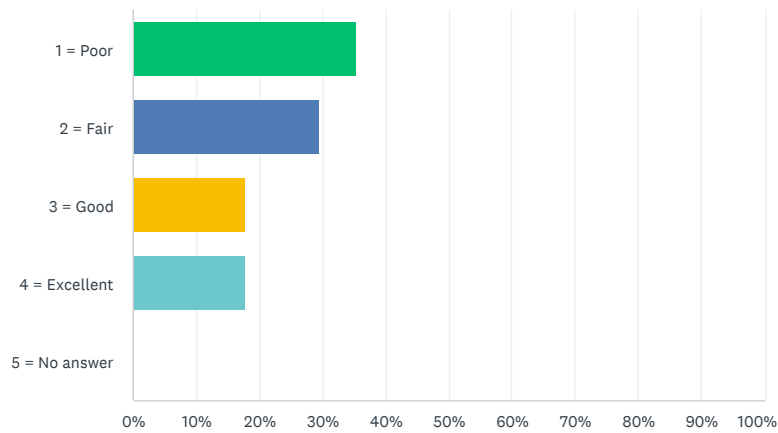
ANSWER CHOICES	RESPONSES
1 = Poor	17.65% 3
2 = Fair	35.29% 6
3 = Good	35.29% 6
4 = Excellent	11.76% 2
5 = No answer	0.00% 0
<b>TOTAL</b>	<b>17</b>

Q6



Time : Rate the time distribution regarding lectures?

Answered: 17 Skipped: 0



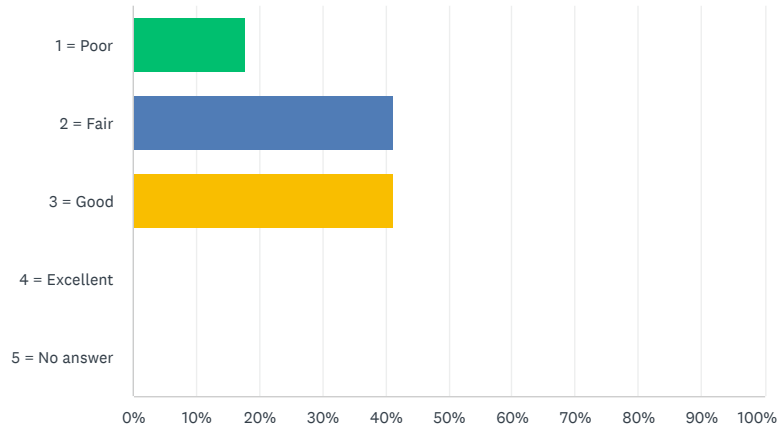
ANSWER CHOICES	RESPONSES
1 = Poor	35.29% 6
2 = Fair	29.41% 5
3 = Good	17.65% 3
4 = Excellent	17.65% 3
5 = No answer	0.00% 0
<b>TOTAL</b>	<b>17</b>

Q7



Rate your overall degree of satisfaction with this session?

Answered: 17 Skipped: 0



ANSWER CHOICES	RESPONSES	
1 = Poor	17.65%	3
2 = Fair	41.18%	7
3 = Good	41.18%	7
4 = Excellent	0.00%	0
5 = No answer	0.00%	0
<b>TOTAL</b>		<b>17</b>

Q8



## Any comments

Answered: 16 Skipped: 1



Powered by  SurveyMonkey

Check out our [sample surveys](#) and [create your own now!](#)



## Survey Results

# Dr. Farhad

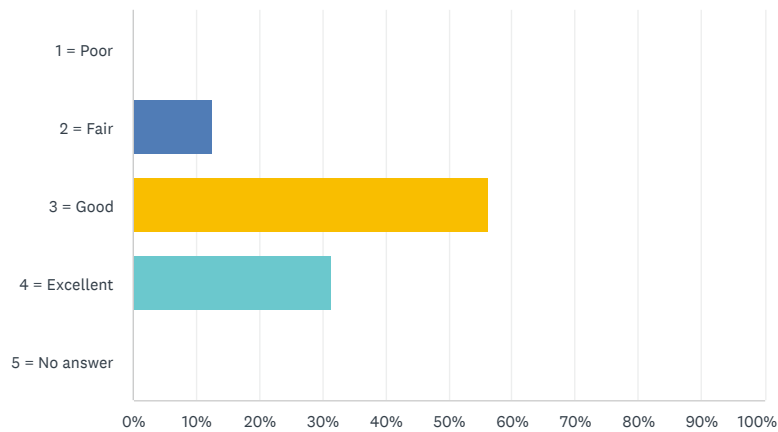
All Pages ▾

Q1



Lecture related: To what extent was the lecturer knowledgeable, organized, and effective during the presentation?

Answered: 16 Skipped: 0



ANSWER CHOICES	RESPONSES	
1 = Poor	0.00%	0
2 = Fair	12.50%	2
3 = Good	56.25%	9
4 = Excellent	31.25%	5
5 = No answer	0.00%	0
<b>TOTAL</b>		<b>16</b>

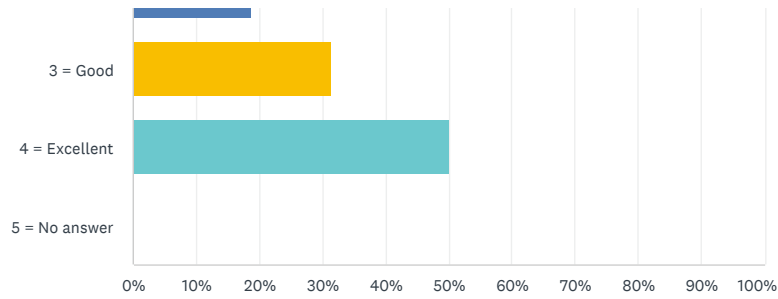
Q2



Lecture related : To what extent did the lecturer clarify and focus on the stated objectives?

Answered: 16 Skipped: 0





ANSWER CHOICES	RESPONSES
----------------	-----------

Share Link

<https://www.surveymonkey.com/re:>

COPY

Share

Tweet

Share

16 responses

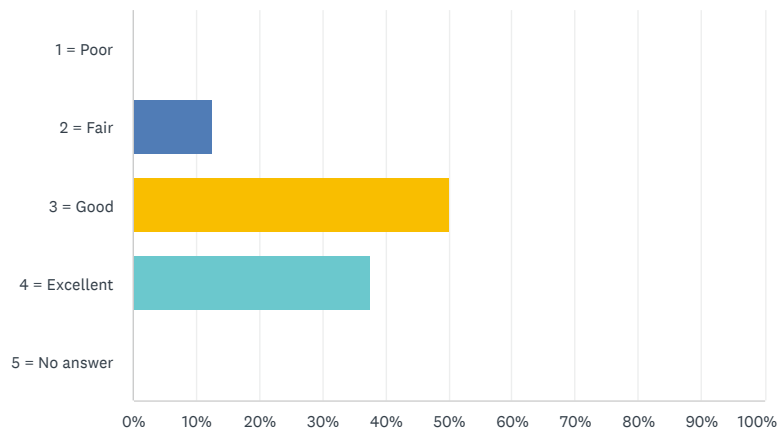
3 = Good	31.25%	5
4 = Excellent	50.00%	8
5 = No answer	0.00%	0
<b>TOTAL</b>		<b>16</b>

Q3



Teaching method related: To what extent were the speaker's teaching methods and aids appropriate and effective?

Answered: 16 Skipped: 0



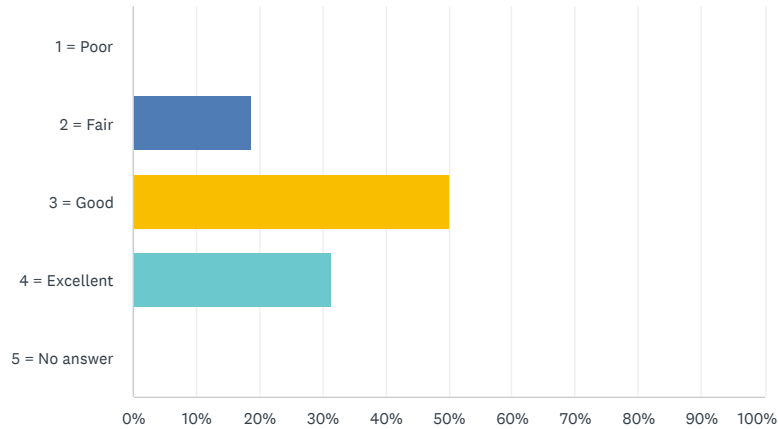
ANSWER CHOICES	RESPONSES
1 = Poor	0.00% 0
2 = Fair	12.50% 2
3 = Good	50.00% 8
4 = Excellent	37.50% 6
5 = No answer	0.00% 0
<b>TOTAL</b>	<b>16</b>

Q4



Presentation related : To what extent were the the lecture slides and presentation aids appropriate and effective?

Answered: 16 Skipped: 0



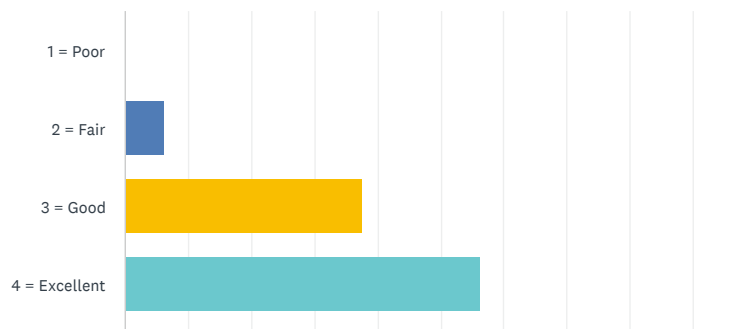
ANSWER CHOICES	RESPONSES	
1 = Poor	0.00%	0
2 = Fair	18.75%	3
3 = Good	50.00%	8
4 = Excellent	31.25%	5
5 = No answer	0.00%	0
<b>TOTAL</b>		<b>16</b>

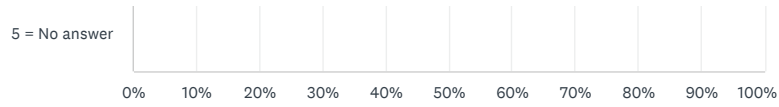
Q5



Contribution: Rate the students contribution and participation of the session ?

Answered: 16 Skipped: 0





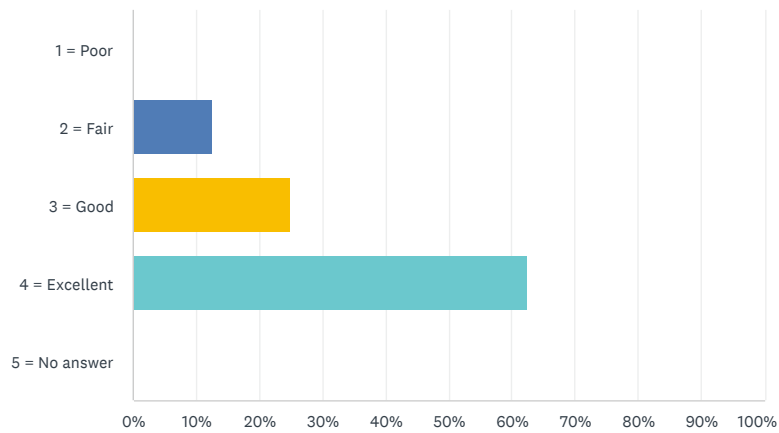
ANSWER CHOICES	RESPONSES
1 = Poor	0.00% 0
2 = Fair	6.25% 1
3 = Good	37.50% 6
4 = Excellent	56.25% 9
5 = No answer	0.00% 0
<b>TOTAL</b>	<b>16</b>

Q6



Time : Rate the time distribution regarding lectures?

Answered: 16 Skipped: 0



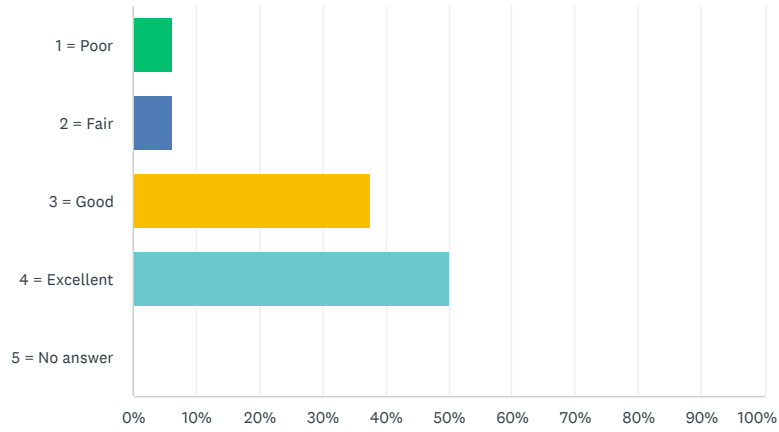
ANSWER CHOICES	RESPONSES
1 = Poor	0.00% 0
2 = Fair	12.50% 2
3 = Good	25.00% 4
4 = Excellent	62.50% 10
5 = No answer	0.00% 0
<b>TOTAL</b>	<b>16</b>

Q7



Rate your overall degree of satisfaction with this session?

Answered: 16 Skipped: 0



ANSWER CHOICES	RESPONSES	
1 = Poor	6.25%	1
2 = Fair	6.25%	1
3 = Good	37.50%	6
4 = Excellent	50.00%	8
5 = No answer	0.00%	0
<b>TOTAL</b>		<b>16</b>

Q8



Any comments

Answered: 16 Skipped: 0

Powered by  SurveyMonkey®

Check out our [sample surveys](#) and [create your own now!](#)



## Survey Results

All Pages ▾

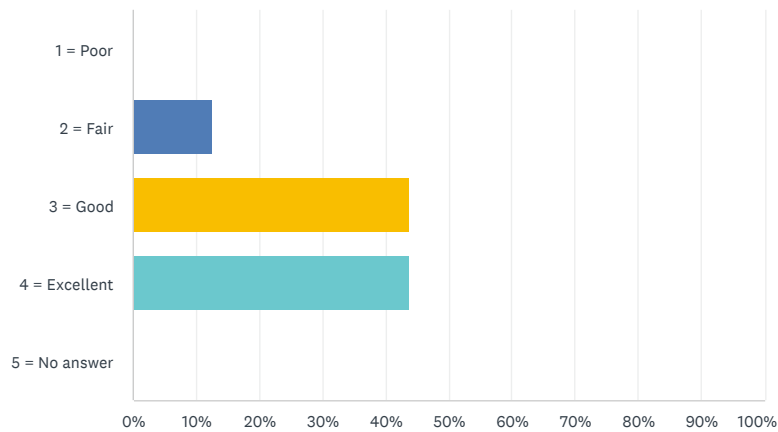
# Dr.Nader

Q1



Lecture related: To what extent was the lecturer knowledgeable, organized, and effective during the presentation?

Answered: 16 Skipped: 0



ANSWER CHOICES	RESPONSES	
1 = Poor	0.00%	0
2 = Fair	12.50%	2
3 = Good	43.75%	7
4 = Excellent	43.75%	7
5 = No answer	0.00%	0
<b>TOTAL</b>		<b>16</b>

Q2

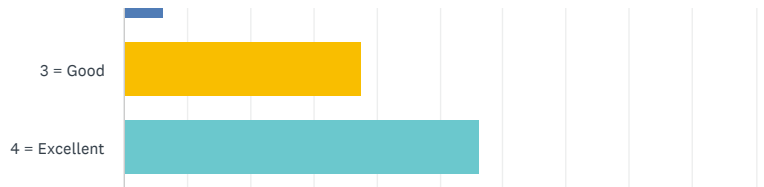


Lecture related : To what extent did the lecturer clarify and focus on the stated objectives?

Answered: 16 Skipped: 0







Share Link

<https://www.surveymonkey.com/re:>

COPY

Share

Tweet

Share

16 responses

0% 10% 20% 30% 40% 50% 60% 70% 80% 90% 100%

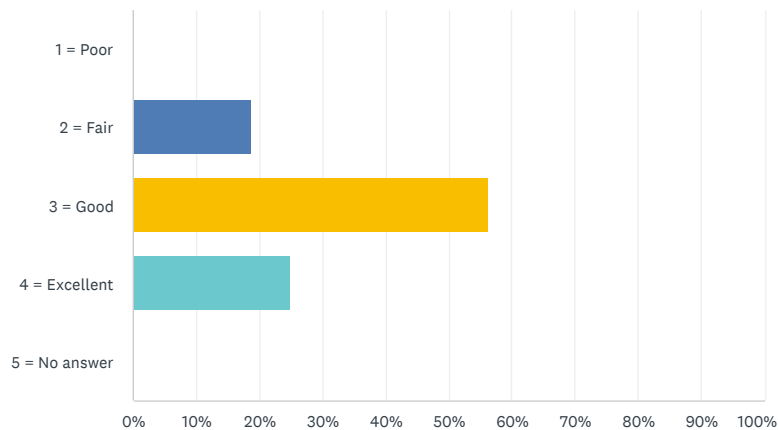
ANSWER CHOICES	RESPONSES	
1 = Poor	0.00%	0
2 = Fair	6.25%	1
3 = Good	37.50%	6
4 = Excellent	56.25%	9
5 = No answer	0.00%	0
<b>TOTAL</b>		<b>16</b>

Q3



Teaching method related: To what extent were the speaker's teaching methods and aids appropriate and effective?

Answered: 16 Skipped: 0



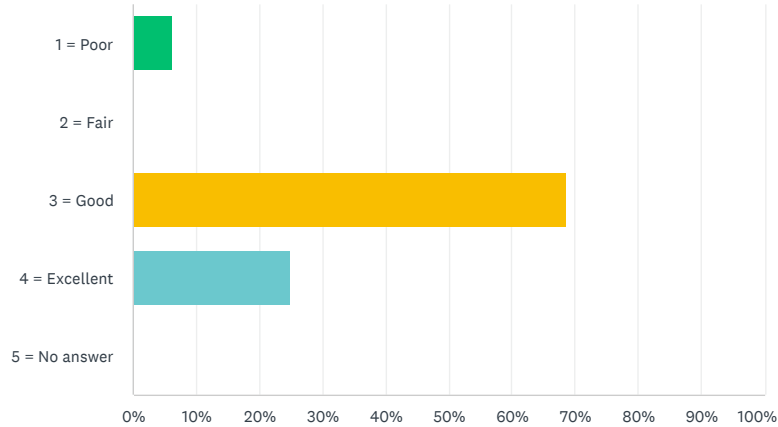
ANSWER CHOICES	RESPONSES	
1 = Poor	0.00%	0
2 = Fair	18.75%	3
3 = Good	56.25%	9
4 = Excellent	25.00%	4
5 = No answer	0.00%	0
<b>TOTAL</b>		<b>16</b>

Q4



Presentation related : To what extent were the the lecture slides and presentation aids appropriate and effective?

Answered: 16 Skipped: 0



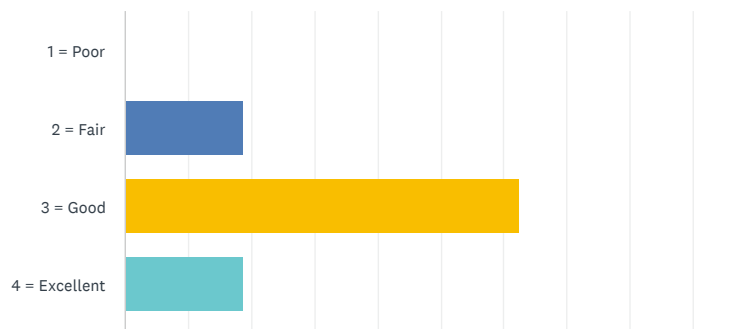
ANSWER CHOICES	RESPONSES	
1 = Poor	6.25%	1
2 = Fair	0.00%	0
3 = Good	68.75%	11
4 = Excellent	25.00%	4
5 = No answer	0.00%	0
<b>TOTAL</b>		<b>16</b>

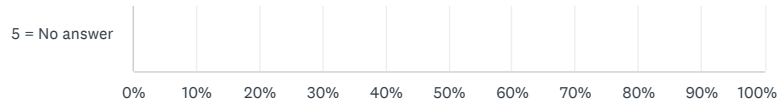
Q5



Contribution: Rate the students contribution and participation of the session ?

Answered: 16 Skipped: 0





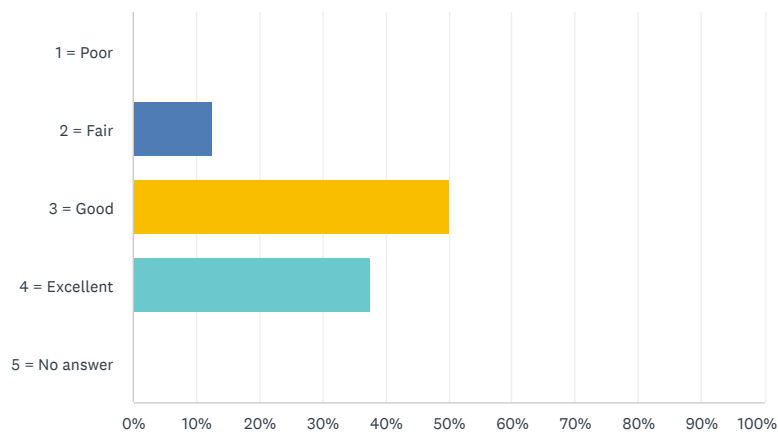
ANSWER CHOICES	RESPONSES	
1 = Poor	0.00%	0
2 = Fair	18.75%	3
3 = Good	62.50%	10
4 = Excellent	18.75%	3
5 = No answer	0.00%	0
<b>TOTAL</b>		<b>16</b>

Q6



Time : Rate the time distribution regarding lectures?

Answered: 16 Skipped: 0



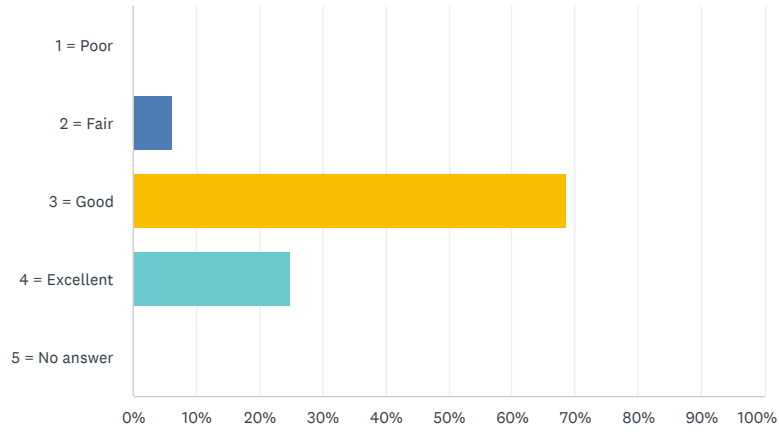
ANSWER CHOICES	RESPONSES	
1 = Poor	0.00%	0
2 = Fair	12.50%	2
3 = Good	50.00%	8
4 = Excellent	37.50%	6
5 = No answer	0.00%	0
<b>TOTAL</b>		<b>16</b>

Q7



Rate your overall degree of satisfaction with this session?

Answered: 16 Skipped: 0



ANSWER CHOICES	RESPONSES	
1 = Poor	0.00%	0
2 = Fair	6.25%	1
3 = Good	68.75%	11
4 = Excellent	25.00%	4
5 = No answer	0.00%	0
<b>TOTAL</b>		<b>16</b>

Q8



Any comments

Answered: 16 Skipped: 0

Powered by  SurveyMonkey®

Check out our [sample surveys](#) and [create your own now!](#)



## Survey Results

All Page

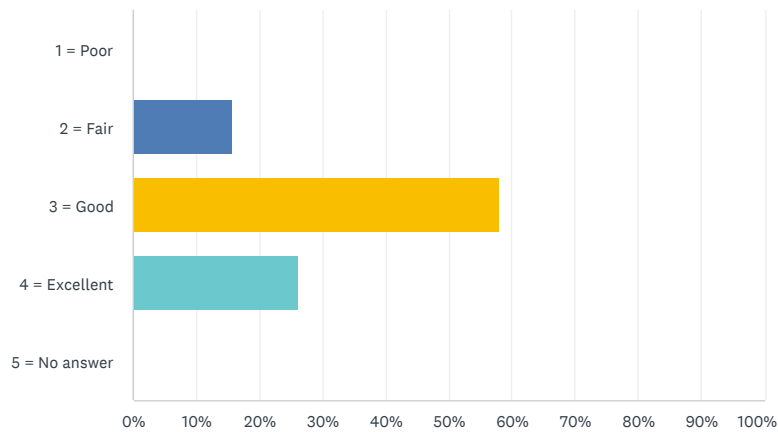
# Dr. Abdulmateen

Q1



Lecture related: To what extent was the lecturer knowledgeable, organized, and effective during the presentation?

Answered: 19 Skipped: 0



ANSWER CHOICES	RESPONSES	
1 = Poor	0.00%	0
2 = Fair	15.79%	3
3 = Good	57.89%	11
4 = Excellent	26.32%	5
5 = No answer	0.00%	0
<b>TOTAL</b>		<b>19</b>

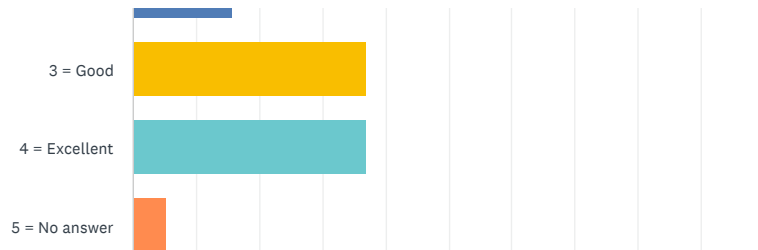
Q2



Lecture related : To what extent did the lecturer clarify and focus on the stated objectives?

Answered: 19 Skipped: 0





Share Link

<https://www.surveymonkey.com/re:>

COPY

Share

Tweet

Share

19 responses

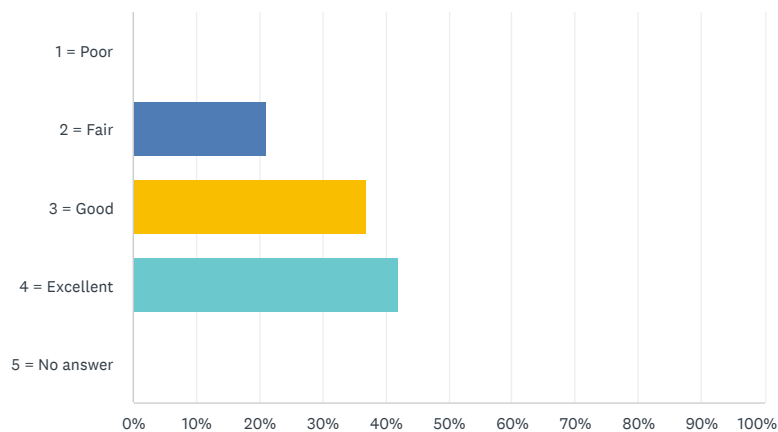
ANSWER CHOICES	RESPONSES
1 = Poor	5.26% 1
2 = Fair	15.79% 3
3 = Good	36.84% 7
4 = Excellent	36.84% 7
5 = No answer	5.26% 1
<b>TOTAL</b>	<b>19</b>

Q3



Teaching method related: To what extent were the speaker's teaching methods and aids appropriate and effective?

Answered: 19 Skipped: 0



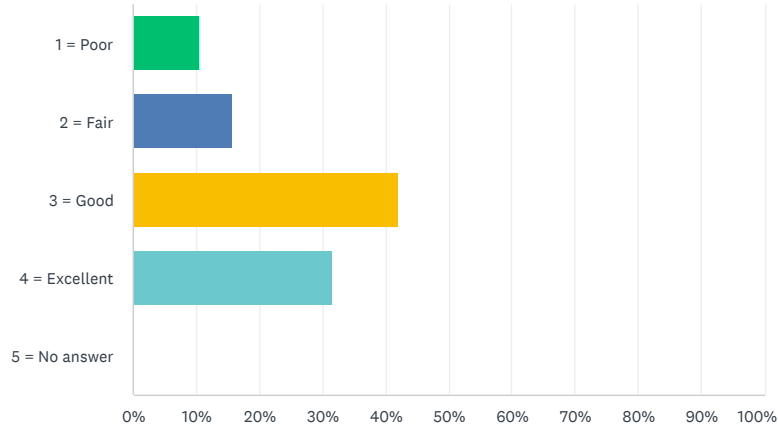
ANSWER CHOICES	RESPONSES
1 = Poor	0.00% 0
2 = Fair	21.05% 4
3 = Good	36.84% 7
4 = Excellent	42.11% 8
5 = No answer	0.00% 0
<b>TOTAL</b>	<b>19</b>

Q4



Presentation related : To what extent were the the lecture slides and presentation aids appropriate and effective?

Answered: 19 Skipped: 0



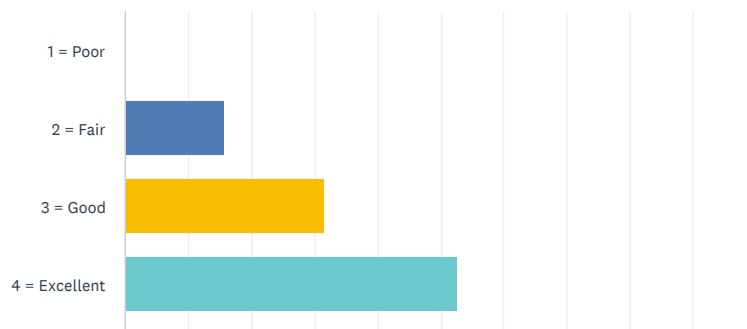
ANSWER CHOICES	RESPONSES	
1 = Poor	10.53%	2
2 = Fair	15.79%	3
3 = Good	42.11%	8
4 = Excellent	31.58%	6
5 = No answer	0.00%	0
<b>TOTAL</b>		<b>19</b>

Q5

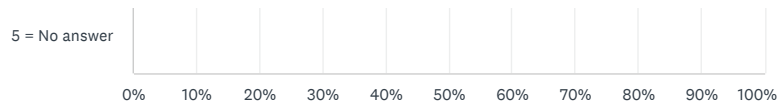


Contribution: Rate the students contribution and participation of the session ?

Answered: 19 Skipped: 0







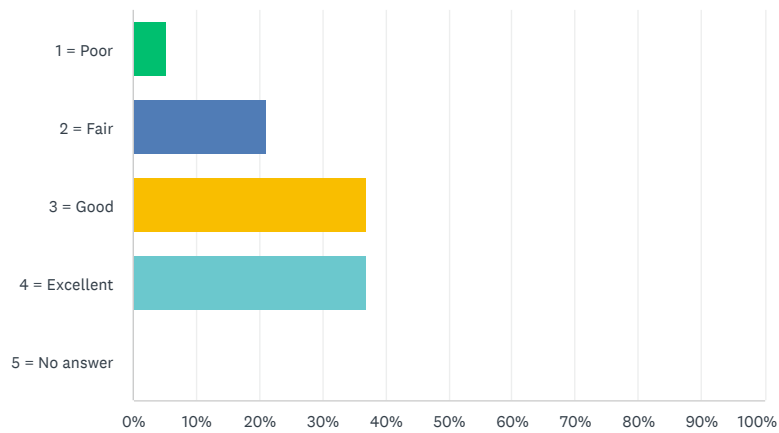
ANSWER CHOICES	RESPONSES
1 = Poor	0.00% 0
2 = Fair	15.79% 3
3 = Good	31.58% 6
4 = Excellent	52.63% 10
5 = No answer	0.00% 0
<b>TOTAL</b>	<b>19</b>

Q6



Time : Rate the time distribution regarding lectures?

Answered: 19 Skipped: 0



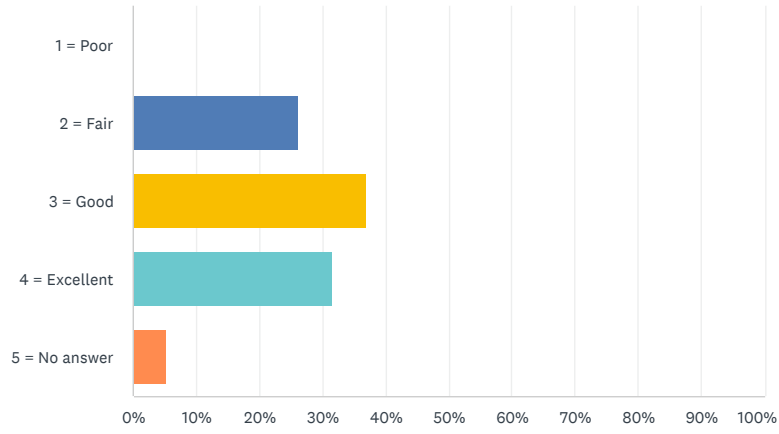
ANSWER CHOICES	RESPONSES
1 = Poor	5.26% 1
2 = Fair	21.05% 4
3 = Good	36.84% 7
4 = Excellent	36.84% 7
5 = No answer	0.00% 0
<b>TOTAL</b>	<b>19</b>

Q7



Rate your overall degree of satisfaction with this session?

Answered: 19 Skipped: 0



ANSWER CHOICES	RESPONSES	
1 = Poor	0.00%	0
2 = Fair	26.32%	5
3 = Good	36.84%	7
4 = Excellent	31.58%	6
5 = No answer	5.26%	1
<b>TOTAL</b>		<b>19</b>

Q8



Any comments

Answered: 19 Skipped: 0

Powered by  SurveyMonkey

Check out our [sample surveys](#) and [create your own now!](#)



# Survey Results

All Pages ▾

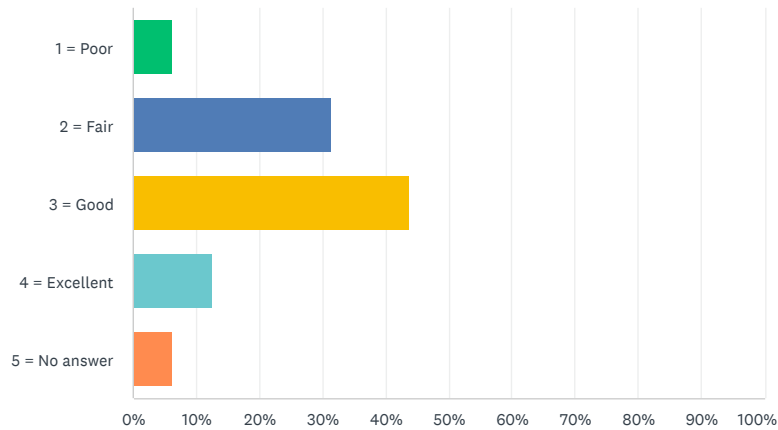
## Dr. Wala

Q1



Lecture related: To what extent was the lecturer knowledgeable, organized, and effective during the presentation?

Answered: 16 Skipped: 0



ANSWER CHOICES	RESPONSES
1 = Poor	6.25% 1
2 = Fair	31.25% 5
3 = Good	43.75% 7
4 = Excellent	12.50% 2
5 = No answer	6.25% 1
<b>TOTAL</b>	<b>16</b>

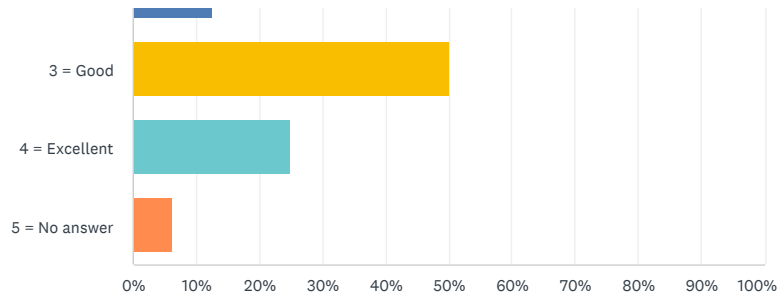
Q2



Lecture related : To what extent did the lecturer clarify and focus on the stated objectives?

Answered: 16 Skipped: 0





Share Link

<https://www.surveymonkey.com/re:>

COPY

Share

Tweet

Share

16 responses

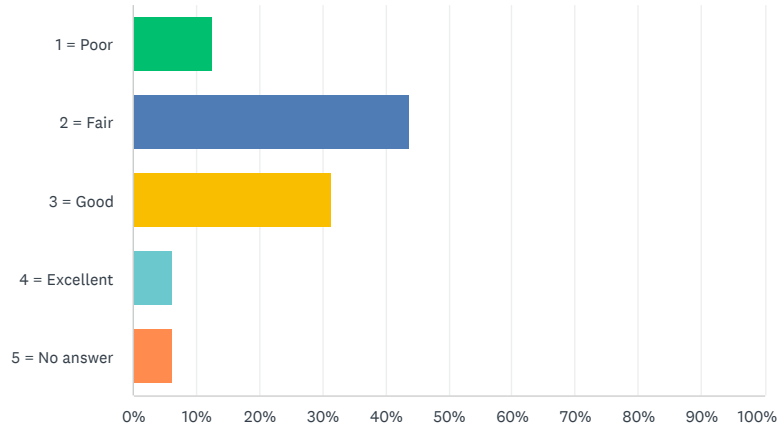
1 = Poor	6.25%	1
2 = Fair	12.50%	2
3 = Good	50.00%	8
4 = Excellent	25.00%	4
5 = No answer	6.25%	1
<b>TOTAL</b>		<b>16</b>

Q3



Teaching method related: To what extent were the speaker's teaching methods and aids appropriate and effective?

Answered: 16 Skipped: 0



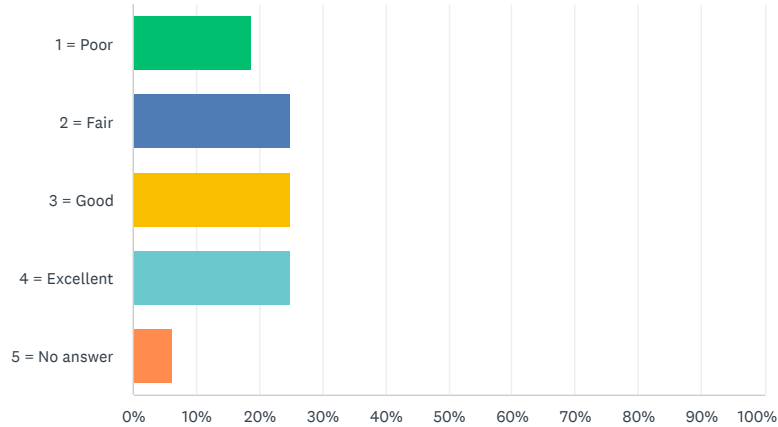
ANSWER CHOICES	RESPONSES
1 = Poor	12.50% 2
2 = Fair	43.75% 7
3 = Good	31.25% 5
4 = Excellent	6.25% 1
5 = No answer	6.25% 1
<b>TOTAL</b>	<b>16</b>

Q4



Presentation related : To what extent were the the lecture slides and presentation aids appropriate and effective?

Answered: 16 Skipped: 0



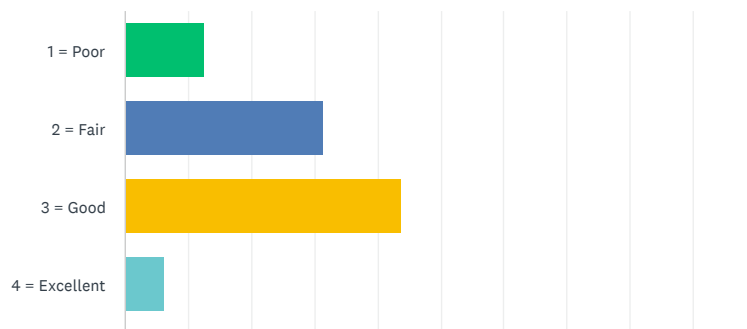
ANSWER CHOICES	RESPONSES	
1 = Poor	18.75%	3
2 = Fair	25.00%	4
3 = Good	25.00%	4
4 = Excellent	25.00%	4
5 = No answer	6.25%	1
<b>TOTAL</b>		<b>16</b>

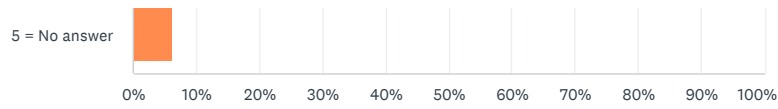
Q5



Contribution: Rate the students contribution and participation of the session ?

Answered: 16 Skipped: 0





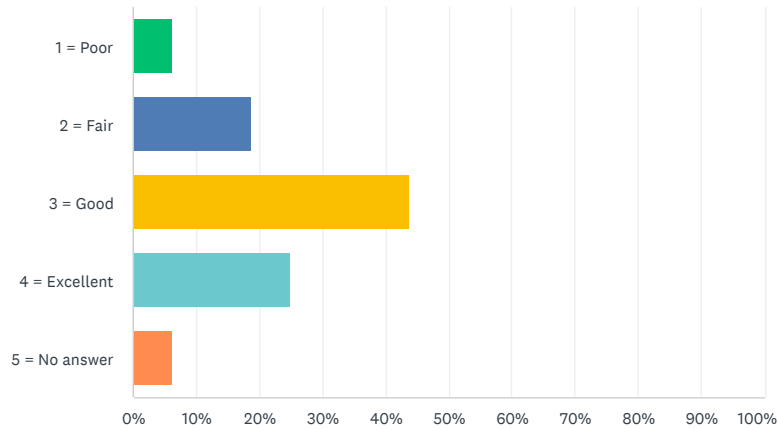
ANSWER CHOICES	RESPONSES	
1 = Poor	12.50%	2
2 = Fair	31.25%	5
3 = Good	43.75%	7
4 = Excellent	6.25%	1
5 = No answer	6.25%	1
<b>TOTAL</b>		<b>16</b>

Q6



Time : Rate the time distribution regarding lectures?

Answered: 16 Skipped: 0



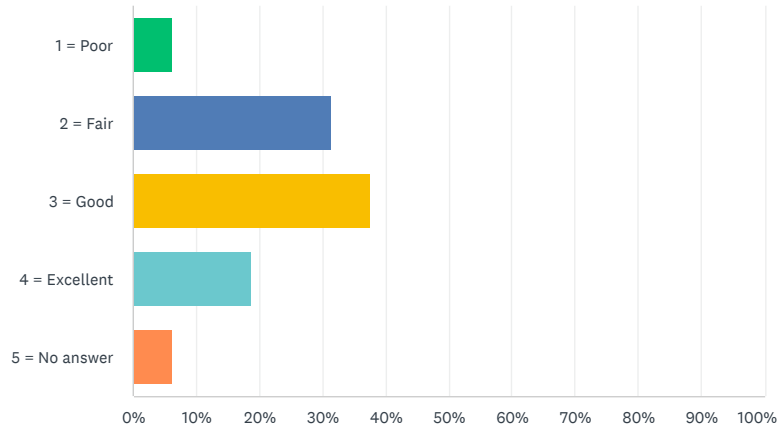
ANSWER CHOICES	RESPONSES	
1 = Poor	6.25%	1
2 = Fair	18.75%	3
3 = Good	43.75%	7
4 = Excellent	25.00%	4
5 = No answer	6.25%	1
<b>TOTAL</b>		<b>16</b>

Q7



Rate your overall degree of satisfaction with this session?

Answered: 16 Skipped: 0



ANSWER CHOICES	RESPONSES	
1 = Poor	6.25%	1
2 = Fair	31.25%	5
3 = Good	37.50%	6
4 = Excellent	18.75%	3
5 = No answer	6.25%	1
<b>TOTAL</b>		<b>16</b>

Q8



Any comments

Answered: 16 Skipped: 0



Powered by  SurveyMonkey®

Check out our [sample surveys](#) and [create your own now!](#)



SIGN UP FREE



## Survey Results

All Pages ▾

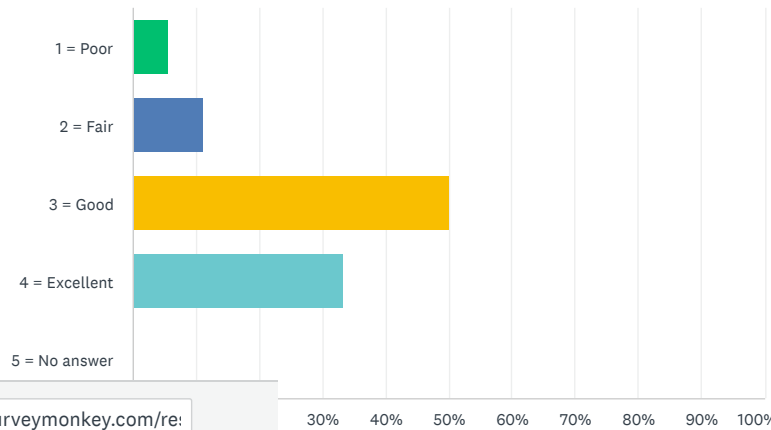
# Dr. Khaled

Q1



Lecture related: To what extent was the lecturer knowledgeable, organized, and effective during the presentation?

Answered: 18 Skipped: 0



Share Link

<https://www.surveymonkey.com/re:>

30% 40% 50% 60% 70% 80% 90% 100%



18 responses

ANSWER CHOICES	RESPONSES
1 = Poor	5.56% 1
2 = Fair	11.11% 2
3 = Good	50.00% 9
4 = Excellent	33.33% 6
5 = No answer	0.00% 0
<b>TOTAL</b>	<b>18</b>

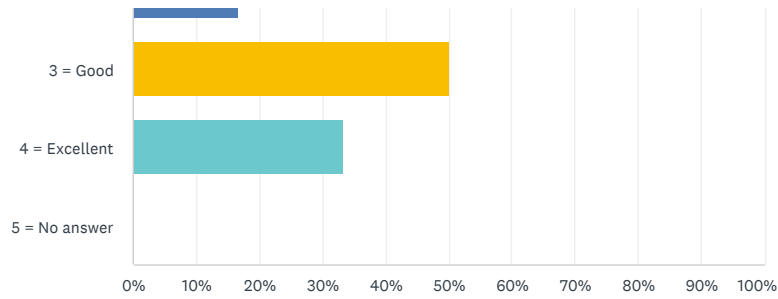
Q2



Lecture related : To what extent did the lecturer clarify and focus on the stated objectives?

Answered: 18 Skipped: 0





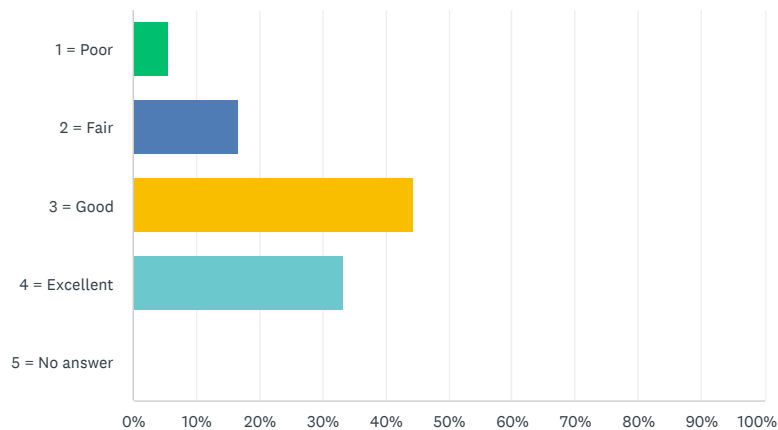
ANSWER CHOICES	RESPONSES	
1 = Poor	0.00%	0
2 = Fair	16.67%	3
3 = Good	50.00%	9
4 = Excellent	33.33%	6
5 = No answer	0.00%	0
<b>TOTAL</b>		<b>18</b>

Q3



Teaching method related: To what extent were the speaker's teaching methods and aids appropriate and effective?

Answered: 18 Skipped: 0



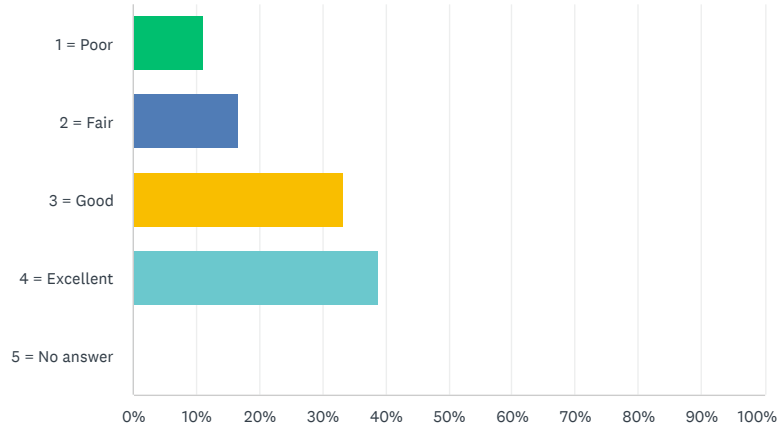
ANSWER CHOICES	RESPONSES	
1 = Poor	5.56%	1
2 = Fair	16.67%	3
3 = Good	44.44%	8
4 = Excellent	33.33%	6
5 = No answer	0.00%	0
<b>TOTAL</b>		<b>18</b>

Q4



Presentation related : To what extent were the the lecture slides and presentation aids appropriate and effective?

Answered: 18 Skipped: 0



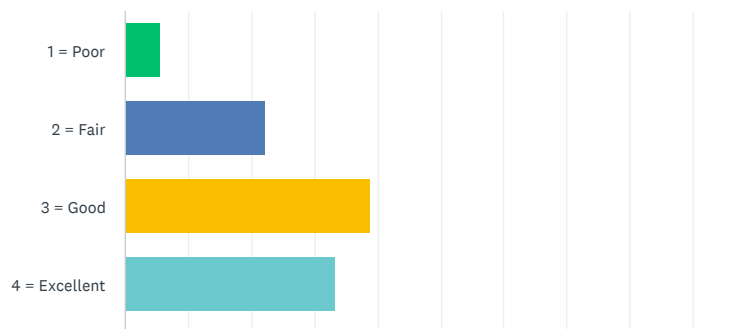
ANSWER CHOICES	RESPONSES	
1 = Poor	11.11%	2
2 = Fair	16.67%	3
3 = Good	33.33%	6
4 = Excellent	38.89%	7
5 = No answer	0.00%	0
<b>TOTAL</b>		<b>18</b>

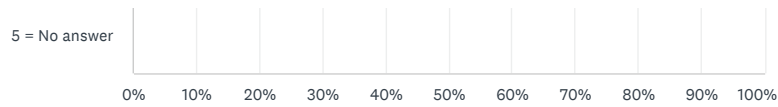
Q5



Contribution: Rate the students contribution and participation of the session ?

Answered: 18 Skipped: 0





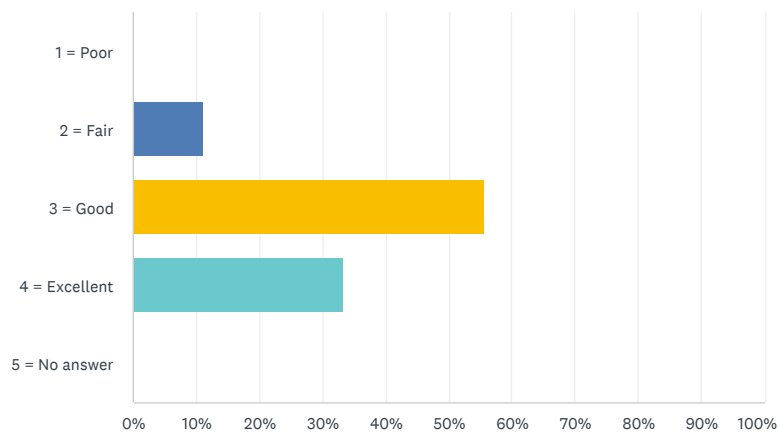
ANSWER CHOICES	RESPONSES
1 = Poor	5.56% 1
2 = Fair	22.22% 4
3 = Good	38.89% 7
4 = Excellent	33.33% 6
5 = No answer	0.00% 0
<b>TOTAL</b>	<b>18</b>

Q6



Time : Rate the time distribution regarding lectures?

Answered: 18 Skipped: 0



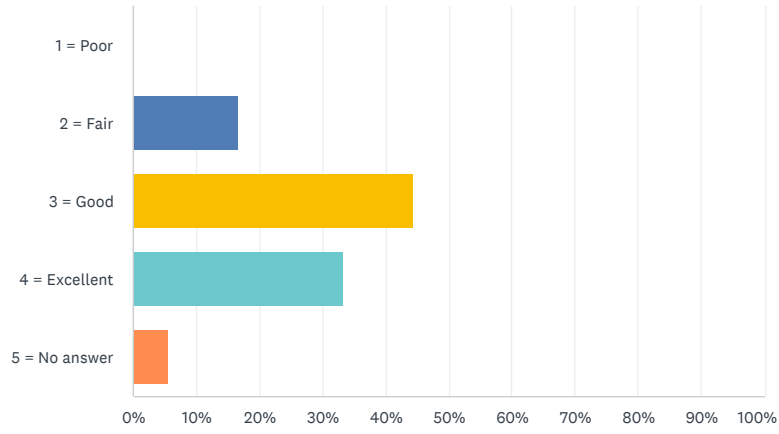
ANSWER CHOICES	RESPONSES
1 = Poor	0.00% 0
2 = Fair	11.11% 2
3 = Good	55.56% 10
4 = Excellent	33.33% 6
5 = No answer	0.00% 0
<b>TOTAL</b>	<b>18</b>

Q7



Rate your overall degree of satisfaction with this session?

Answered: 18 Skipped: 0



ANSWER CHOICES	RESPONSES	
1 = Poor	0.00%	0
2 = Fair	16.67%	3
3 = Good	44.44%	8
4 = Excellent	33.33%	6
5 = No answer	5.56%	1
<b>TOTAL</b>		<b>18</b>

Q8



## Any comments

Answered: 18 Skipped: 0

Powered by  SurveyMonkey

Check out our [sample surveys](#) and [create your own now!](#)



SIGN UP FREE



## Survey Results

All Pages ▾

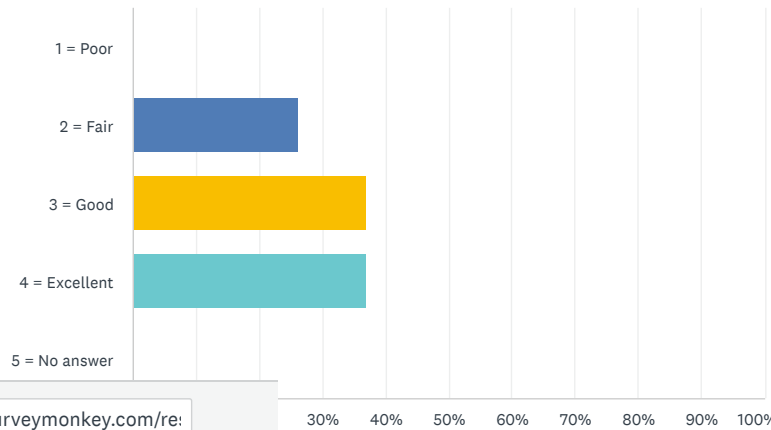
# Dr.NIZAR

Q1



Lecture related: To what extent was the lecturer knowledgeable, organized, and effective during the presentation?

Answered: 19 Skipped: 0



Share Link

<https://www.surveymonkey.com/re:>

30% 40% 50% 60% 70% 80% 90% 100%



19 responses

ANSWER CHOICES	RESPONSES
1 = Poor	0.00% 0
2 = Fair	26.32% 5
3 = Good	36.84% 7
4 = Excellent	36.84% 7
5 = No answer	0.00% 0
<b>TOTAL</b>	<b>19</b>

Q2

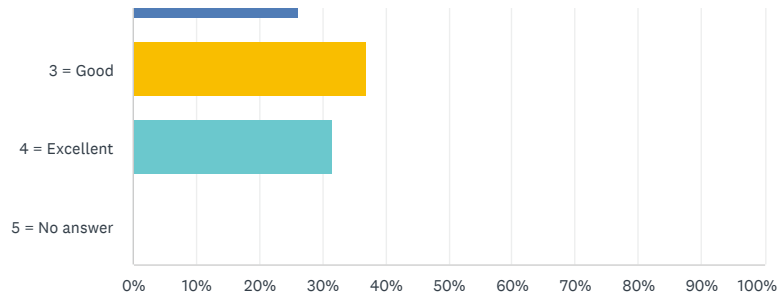


Lecture related : To what extent did the lecturer clarify and focus on the stated objectives?

Answered: 19 Skipped: 0







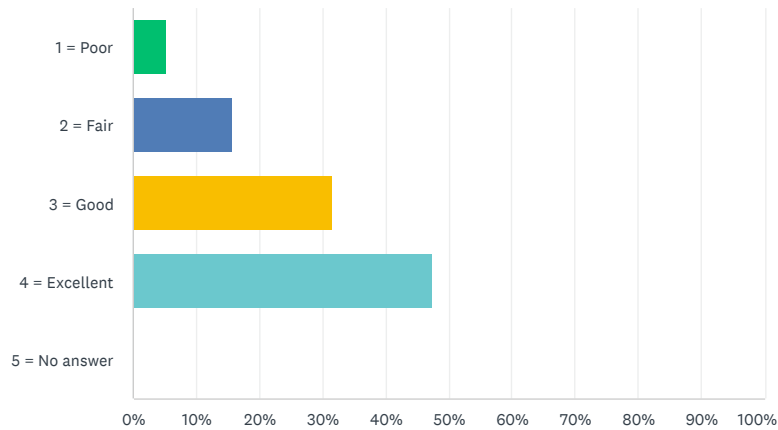
ANSWER CHOICES	RESPONSES
1 = Poor	5.26% 1
2 = Fair	26.32% 5
3 = Good	36.84% 7
4 = Excellent	31.58% 6
5 = No answer	0.00% 0
<b>TOTAL</b>	<b>19</b>

Q3



Teaching method related: To what extent were the speaker's teaching methods and aids appropriate and effective?

Answered: 19 Skipped: 0



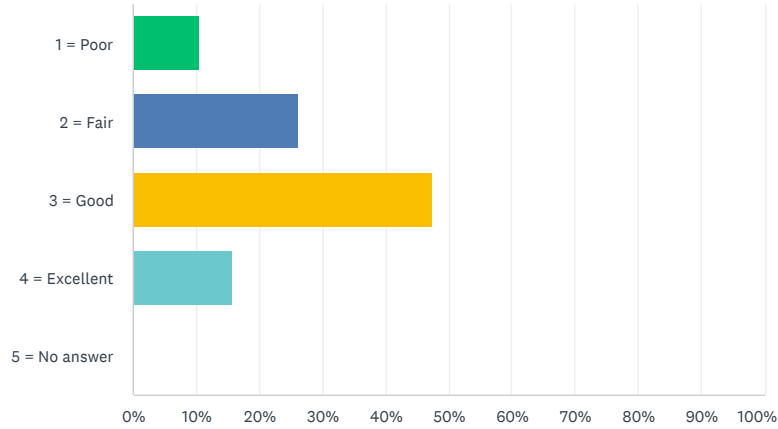
ANSWER CHOICES	RESPONSES
1 = Poor	5.26% 1
2 = Fair	15.79% 3
3 = Good	31.58% 6
4 = Excellent	47.37% 9
5 = No answer	0.00% 0
<b>TOTAL</b>	<b>19</b>

Q4



Presentation related : To what extent were the the lecture slides and presentation aids appropriate and effective?

Answered: 19 Skipped: 0



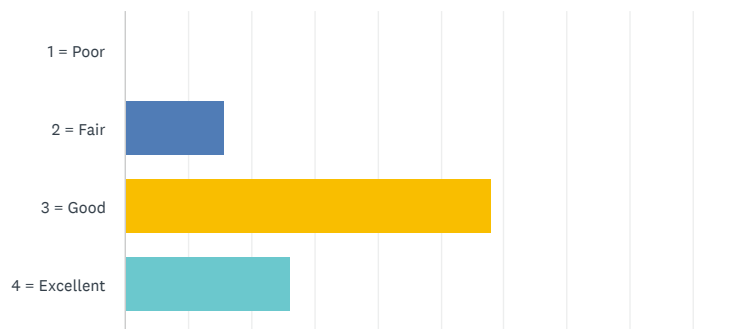
ANSWER CHOICES	RESPONSES	
1 = Poor	10.53%	2
2 = Fair	26.32%	5
3 = Good	47.37%	9
4 = Excellent	15.79%	3
5 = No answer	0.00%	0
<b>TOTAL</b>		<b>19</b>

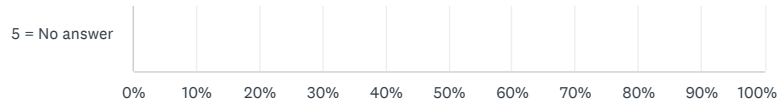
Q5



Contribution: Rate the students contribution and participation of the session ?

Answered: 19 Skipped: 0





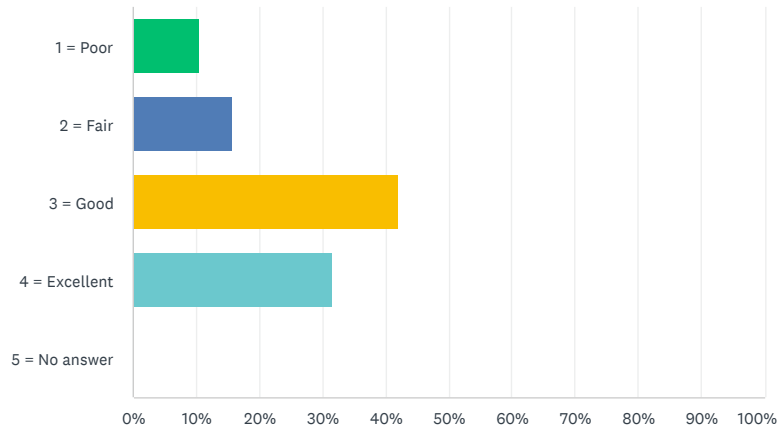
ANSWER CHOICES	RESPONSES
1 = Poor	0.00% 0
2 = Fair	15.79% 3
3 = Good	57.89% 11
4 = Excellent	26.32% 5
5 = No answer	0.00% 0
<b>TOTAL</b>	<b>19</b>

Q6



Time : Rate the time distribution regarding lectures?

Answered: 19 Skipped: 0



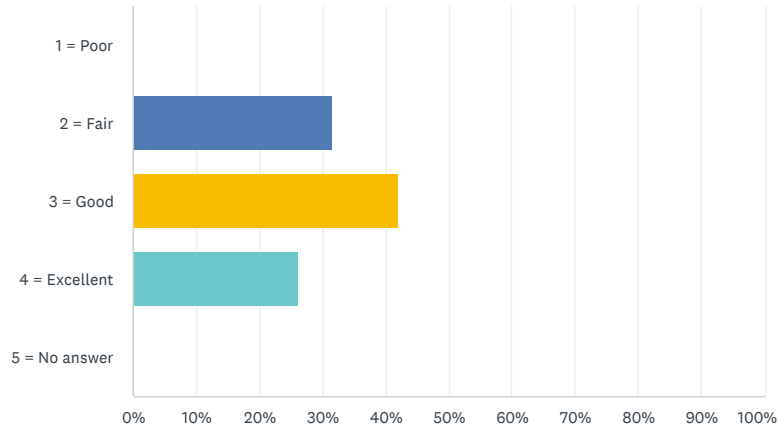
ANSWER CHOICES	RESPONSES
1 = Poor	10.53% 2
2 = Fair	15.79% 3
3 = Good	42.11% 8
4 = Excellent	31.58% 6
5 = No answer	0.00% 0
<b>TOTAL</b>	<b>19</b>

Q7



Rate your overall degree of satisfaction with this session?

Answered: 19 Skipped: 0



ANSWER CHOICES	RESPONSES	
1 = Poor	0.00%	0
2 = Fair	31.58%	6
3 = Good	42.11%	8
4 = Excellent	26.32%	5
5 = No answer	0.00%	0
<b>TOTAL</b>		<b>19</b>

Q8



## Any comments

Answered: 19 Skipped: 0

Powered by  SurveyMonkey

Check out our [sample surveys](#) and [create your own now!](#)

# Survey Results



SIGN UP FREE



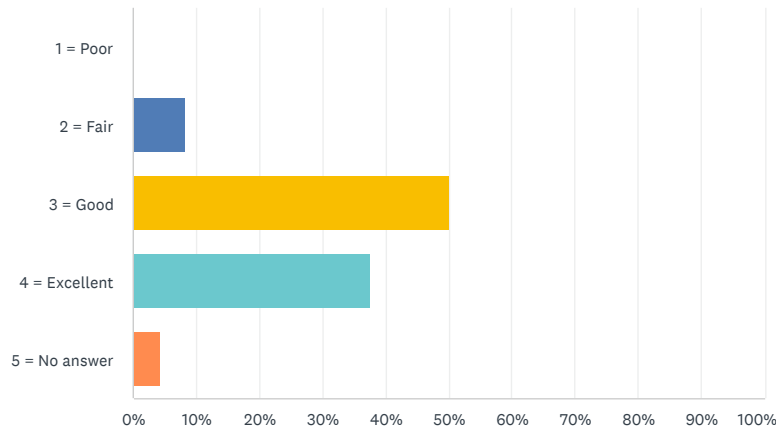
# Dr. Akram



Q1

Lecture related: To what extent was the lecturer knowledgeable, organized, and effective during the presentation?

Answered: 24 Skipped: 0



ANSWER CHOICES

RESPONSES

Share Link

<https://www.surveymonkey.com/re:>



24 responses

4 = Excellent

37.50%

9

5 = No answer

4.17%

1

TOTAL

24

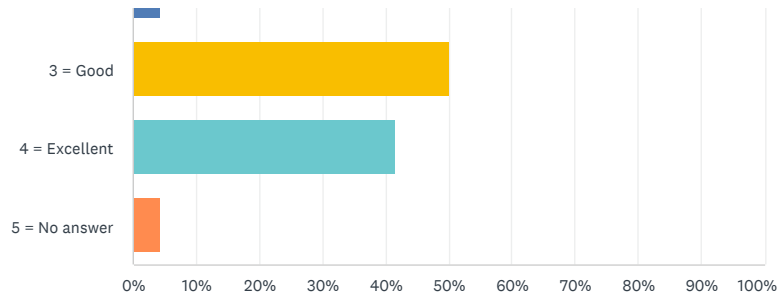
Q2



Lecture related : To what extent did the lecturer clarify and focus on the stated objectives?

Answered: 24 Skipped: 0





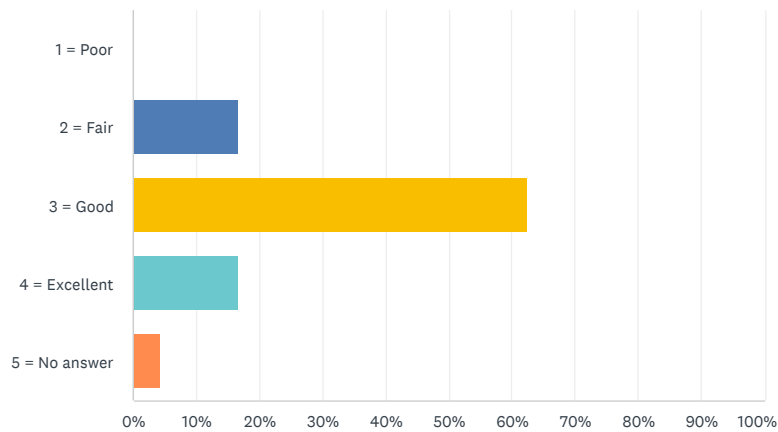
ANSWER CHOICES	RESPONSES	
1 = Poor	0.00%	0
2 = Fair	4.17%	1
3 = Good	50.00%	12
4 = Excellent	41.67%	10
5 = No answer	4.17%	1
<b>TOTAL</b>		<b>24</b>

Q3



Teaching method related: To what extent were the speaker's teaching methods and aids appropriate and effective?

Answered: 24 Skipped: 0



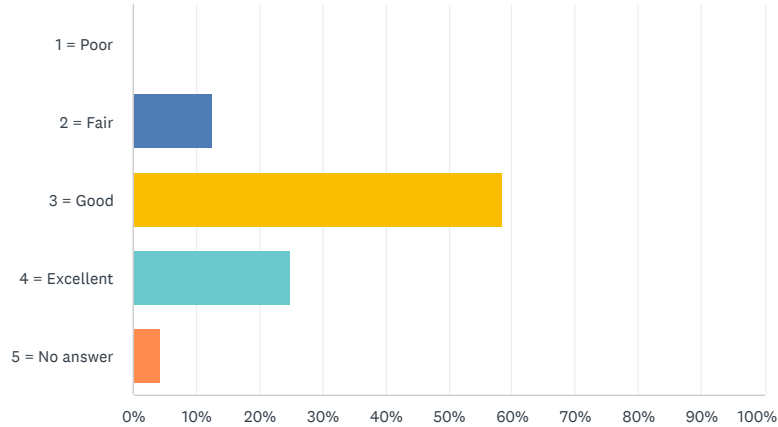
ANSWER CHOICES	RESPONSES	
1 = Poor	0.00%	0
2 = Fair	16.67%	4
3 = Good	62.50%	15
4 = Excellent	16.67%	4
5 = No answer	4.17%	1
<b>TOTAL</b>		<b>24</b>

Q4



Presentation related : To what extent were the the lecture slides and presentation aids appropriate and effective?

Answered: 24 Skipped: 0



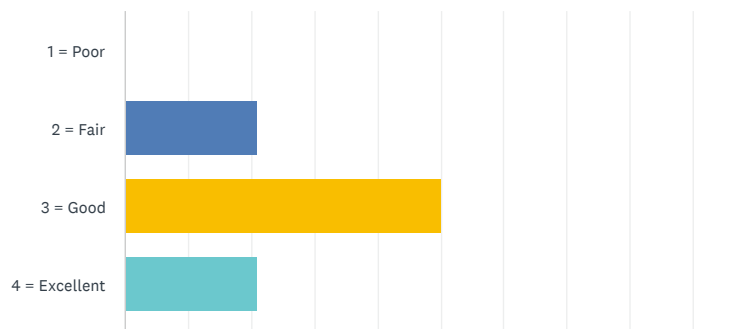
ANSWER CHOICES	RESPONSES	
1 = Poor	0.00%	0
2 = Fair	12.50%	3
3 = Good	58.33%	14
4 = Excellent	25.00%	6
5 = No answer	4.17%	1
<b>TOTAL</b>		<b>24</b>

Q5

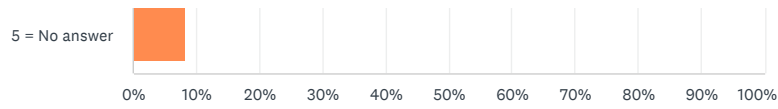


Contribution: Rate the students contribution and participation of the session ?

Answered: 24 Skipped: 0







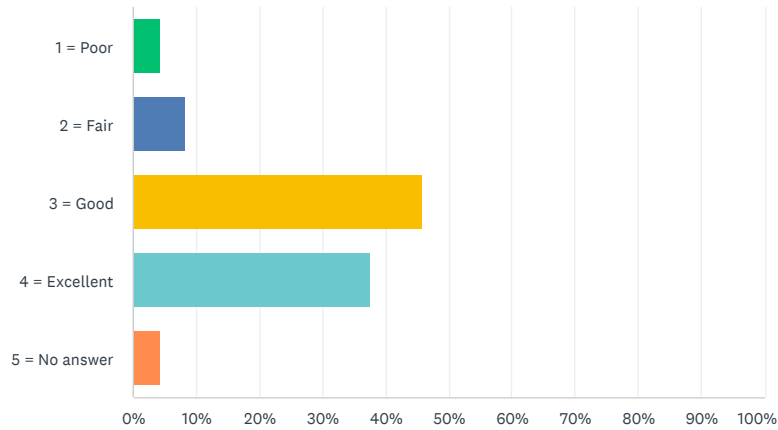
ANSWER CHOICES	RESPONSES	
1 = Poor	0.00%	0
2 = Fair	20.83%	5
3 = Good	50.00%	12
4 = Excellent	20.83%	5
5 = No answer	8.33%	2
<b>TOTAL</b>		<b>24</b>

Q6



Time : Rate the time distribution regarding lectures?

Answered: 24 Skipped: 0



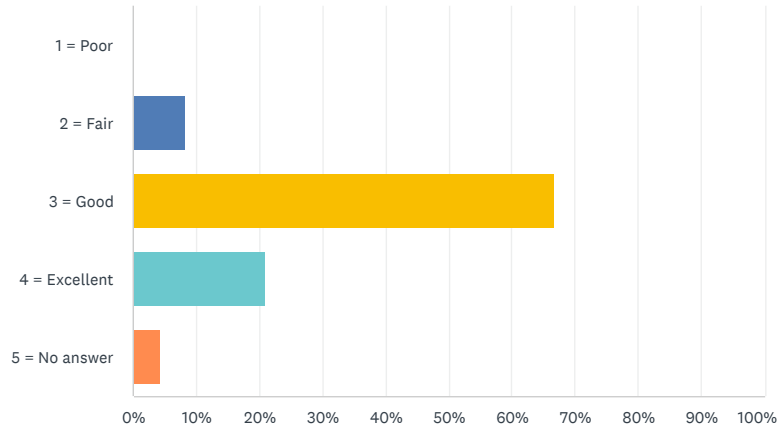
ANSWER CHOICES	RESPONSES	
1 = Poor	4.17%	1
2 = Fair	8.33%	2
3 = Good	45.83%	11
4 = Excellent	37.50%	9
5 = No answer	4.17%	1
<b>TOTAL</b>		<b>24</b>

Q7



Rate your overall degree of satisfaction with this session?

Answered: 24 Skipped: 0



ANSWER CHOICES	RESPONSES	
1 = Poor	0.00%	0
2 = Fair	8.33%	2
3 = Good	66.67%	16
4 = Excellent	20.83%	5
5 = No answer	4.17%	1
<b>TOTAL</b>		<b>24</b>

Q8



Any comments

Answered: 22 Skipped: 2

Powered by  SurveyMonkey®

Check out our [sample surveys](#) and [create your own now!](#)